



10053603

ZOJE
中捷缝纫机
SEWING MACHINE

高速包缝机 ZJ893A系列

HIGH-SPEED OVERLOCK SEWING MACHINE

使用说明书
零件手册
OPERATION MANUAL
PARTS BOOK

中国·浙江中捷缝纫科技有限公司
ZOJE SEWING MACHIN CO., LCD
地址: 浙江玉环大麦屿开发区 邮编: 317604
ADD: DAMAIYU DEVELOPMENT, YUHUAN, ZHEJIANG, 317604 CHINA
网址: <http://www.zoje.com> Email: sales@zoje.com
国内营销中心/Domestic Business Center
Tel: 0576-87338345 87338215 Fax: 0576-87338222
国际营销中心/International Business Center
Tel: +86576-87333222 87338299 Fax: +86576-87332702

※本品目录所述产品, 因更新和改良, 可能不经事先预告, 而对产品之外观, 规格和内容进行修改, 特此声明敬请鉴谅。

※We hereby declare and apologize that the products of this directory, we may not notify you for the change of appearance, specification and content because of updating or improvement.

浙江中捷缝纫科技有限公司
ZOJE SEWING MACHINE CO., LTD.

目 录

CONTENT

	页码 Page
○ 台板加工图 Schematic diagram of the machine table	1
○ 加油 Lubrication	2
○ 手动加油 Manual lubrication	3
○ 加硅油 Filling the HR device with silicon oil	4
○ 穿线 Threading	5
○ 调压脚压力 Adjusting the presser foot pressure	6
○ 调差动比 Adjusting diff. feed ratio	7
○ 换下刀 Replacing lower knife	8
○ 换油 Replacing oil	9
○ 换针 Replacing needle	10
○ 调针距 Adjusting stitch length	11
○ 调线张力 Adjusting thread tension	12
○ 零件手册 PARTS BOOK	13-74
○ 调整标准表 机针标准 针号对照表 Adjustment dimensions Stanard needle Comarsion table of equivalent sizes	I
○ 专用目录表 Gauge parts list	II



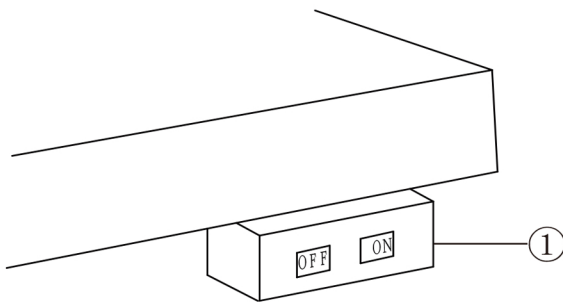
为了安全

对于缝纫机本身及各种装置，我们充分考虑到他的安全性。请遵照基本的操作方法，安全的进行工作。

- 拆除为保证安全所设置的装置、零件的情况下使用，是非常危险的，请绝对不要拆除后使用。
- 缝纫机在使用时，请不要在缝纫机台板上放置工具及缝纫时不必要的东西。
- 在对缝纫机进行检修、调节、清扫、穿线、换针等时，为防止发生事故，务必请切断电源。在确定即使踩缝纫机踏板，缝纫机也不动之后，再进行操作。

注意

使用离合式马达的情况下，在关掉电源①后因惯性作用马达仍会继续旋转。这时如不注意踩动缝纫机踏板②时，缝纫机会突然动作，这时很危险的。请在关掉电源后，仍继续踩动踏板②，直至缝纫机完全停下来为止。



- 在离开缝纫机台时，请务必关掉电源。
- 停电时也请务必关掉电源。
- 为了总是安全地、运转良好的使用缝纫机，经常的检查是不可缺少的。请予以注意。
- 两种警告提示符



操作人员或维修人员需注意避免受伤



特别注意事项

- 在工作时，为了防止卷入，缠入等危险，客户需要提供紧身的工作服及帽子；如果没有工作服，客户要求操作工穿紧身的衣服，如果操作工头发较长，必须绑起来或者戴帽子以避免危险。



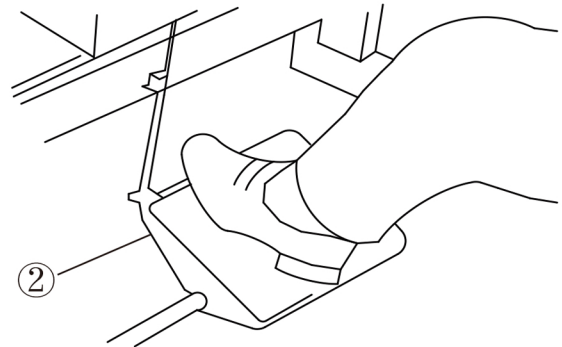
CAUTION

Observe the safety precautions though takes the utmost care to produce safe sewing machines and devices,operstors should follow these basic safety rules.

- To prevent accidents,do not remove safety devices or parts while operating the machine.
- Do not leave tools or other unnecessary objects on the machine table while operating the machine.
- Before maintenance,adjusting,clearing, threading or replacing the needle,and to prevent accidents,be sure the power is turned dff.Check that the machine will not operate when the pedal is pressed.

NOTE

Incase a clutch type motor is used,it will keep on rotating by inertia after turning off power supply.①If the machine pedal ②is stepped on inadvertently,It is dangerous because the machine will move unexpectedly. keep on stepping on the pedal ②untill the machine comes to a stop after turning off power supply.



- Turn the power off before leaving the machine table.
- In the event of a power failure,be sure to turn the machine off.
- Check that the machine is securely grounded
- Warning hints are marked with the two shown symbols.
- Danger of injury to operator or service staff
- Items requiring special attention



Danger of injury to operator or service staff



Items requiring special attention

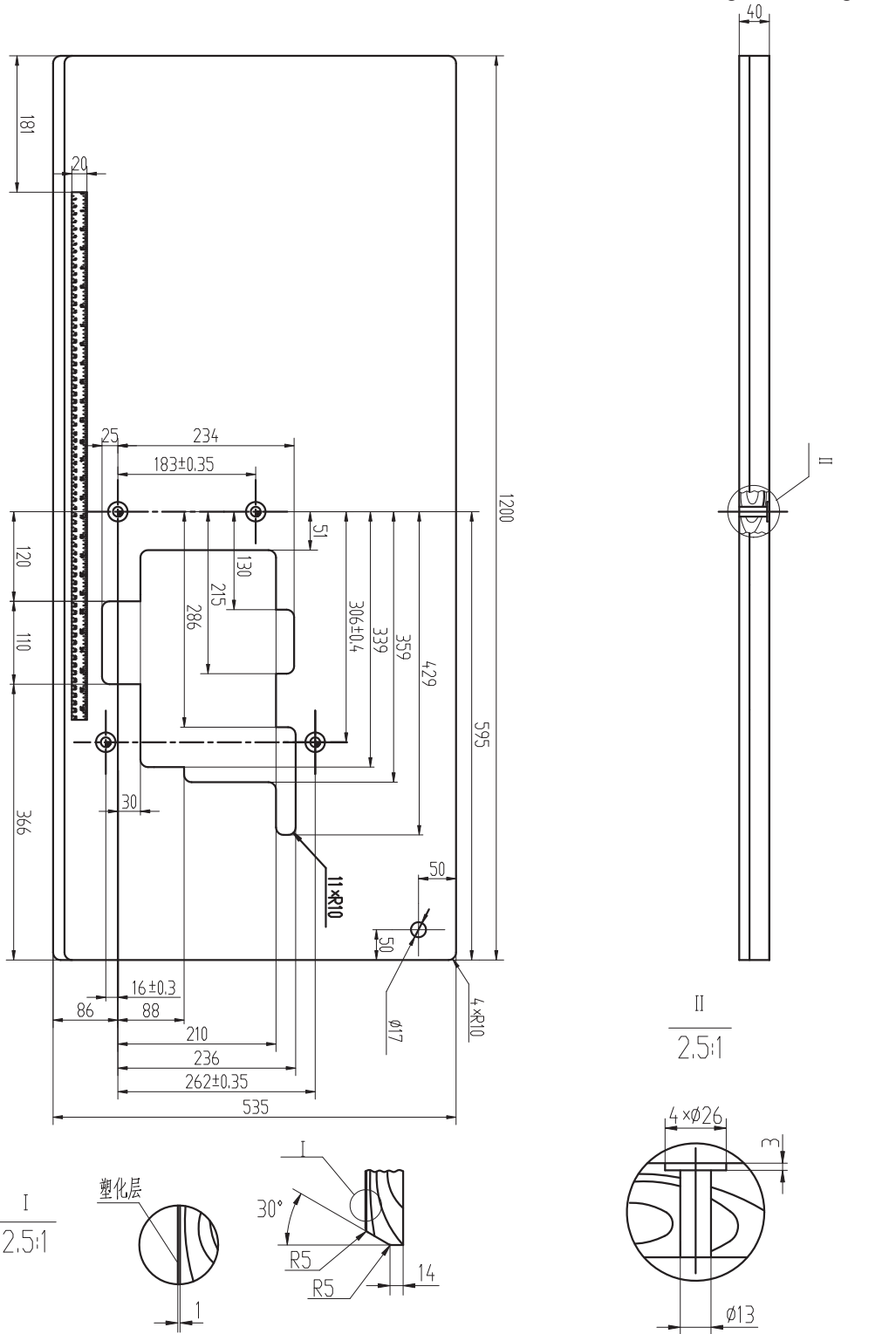
- In general, during working time, in order to protect against drawing in or trapping and entanglement hazards, client will provide working clothes and hats which are tight with operators, if not , clients must rule operators wear tight clothes and operators with long hair must tie up or wear hat to prevent hazards.

台板加工图

Schematic diagram of the machine table

请参照下图进行台板的加工

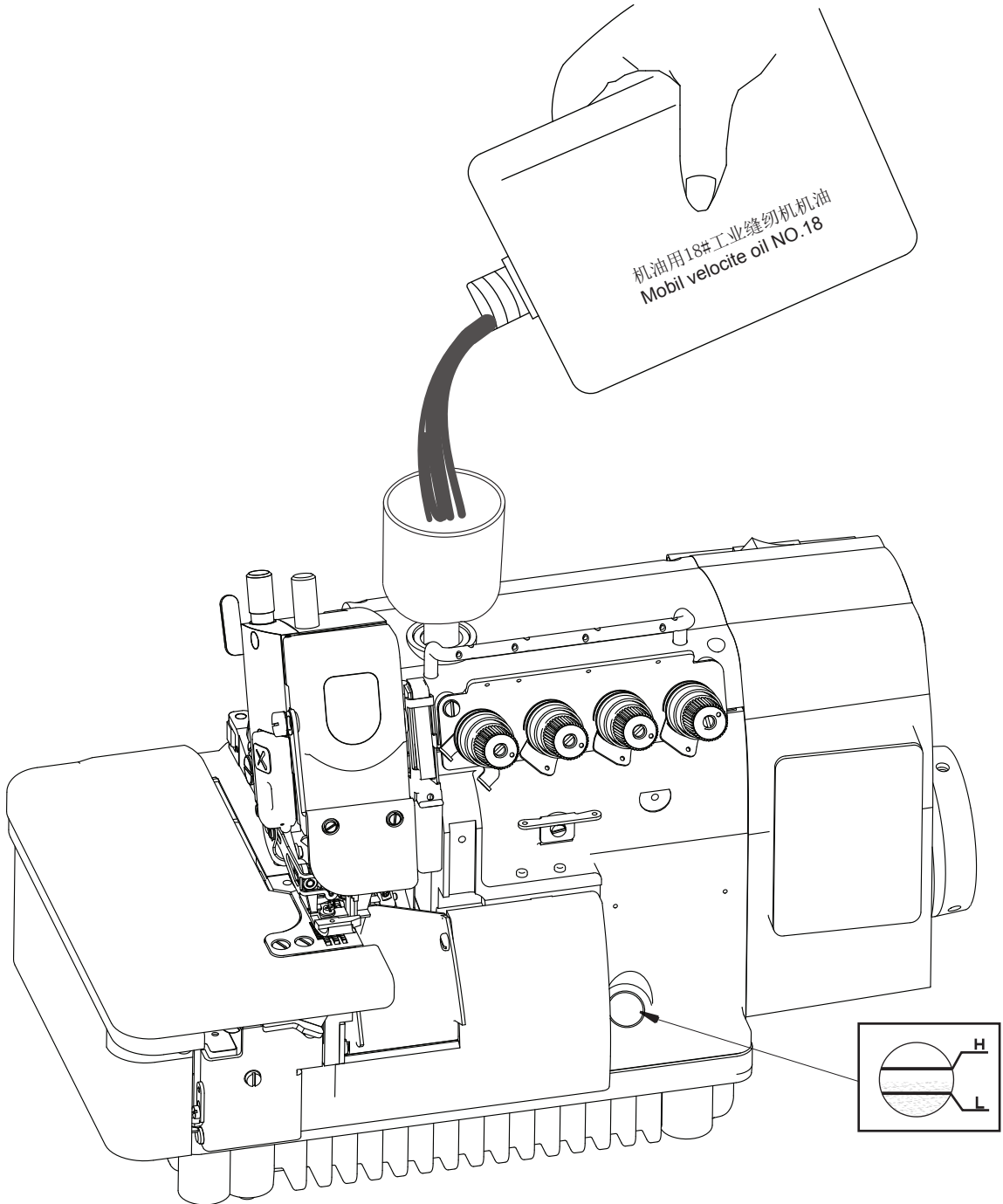
Cut the table referring to the diagram



加油 Lubrication

加油量是使油面处于H线与L线之间为好。
当油量低于L线时，就要及时补充机油。

After filling the oil pan, the top of the indicator should lie between (H) and (L) lines.
Add oil, when the oil level indicator reaches or goes below (L).



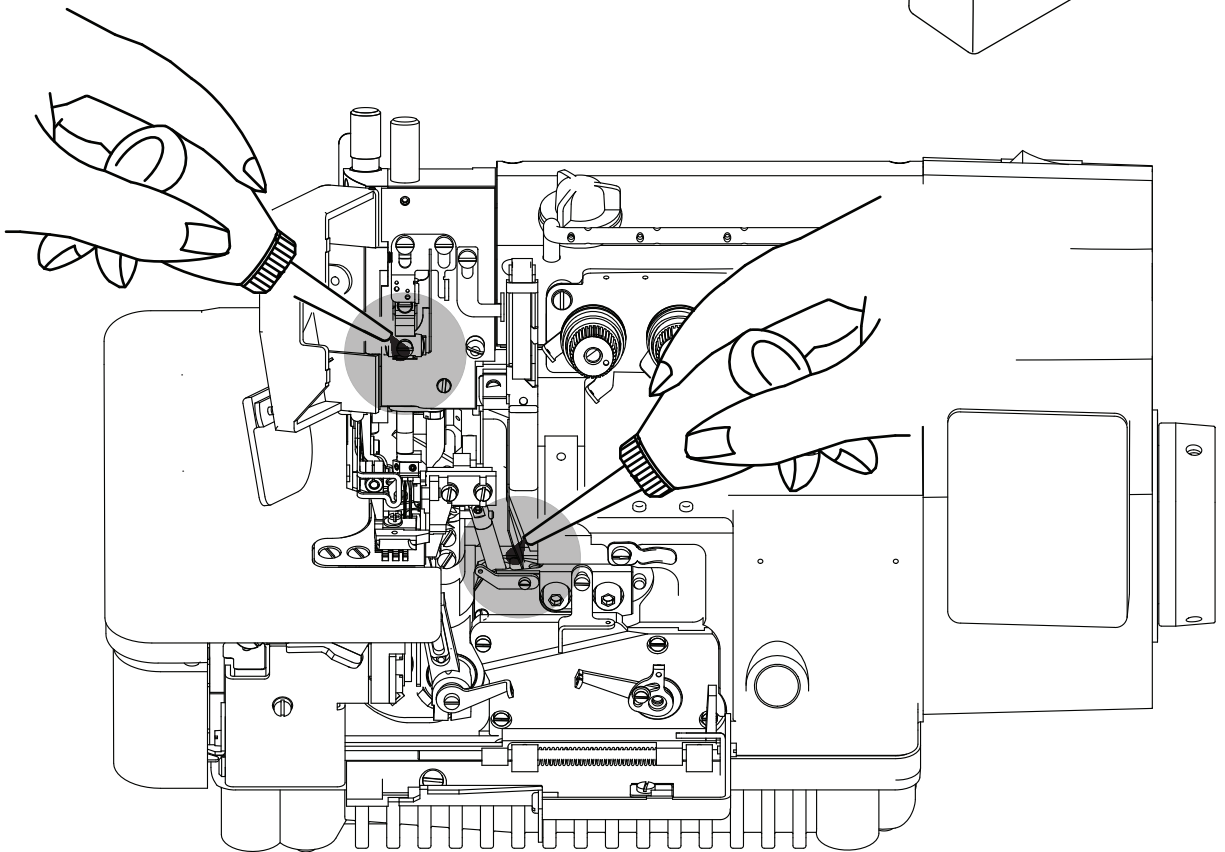
手动给油 Manual Lubrication

当机器首次使用或放置一段时间后手动加注2~3滴润滑油。

Apply 2~3 drops oil by hand when the machine is used for the first time or has been left unused for some time.



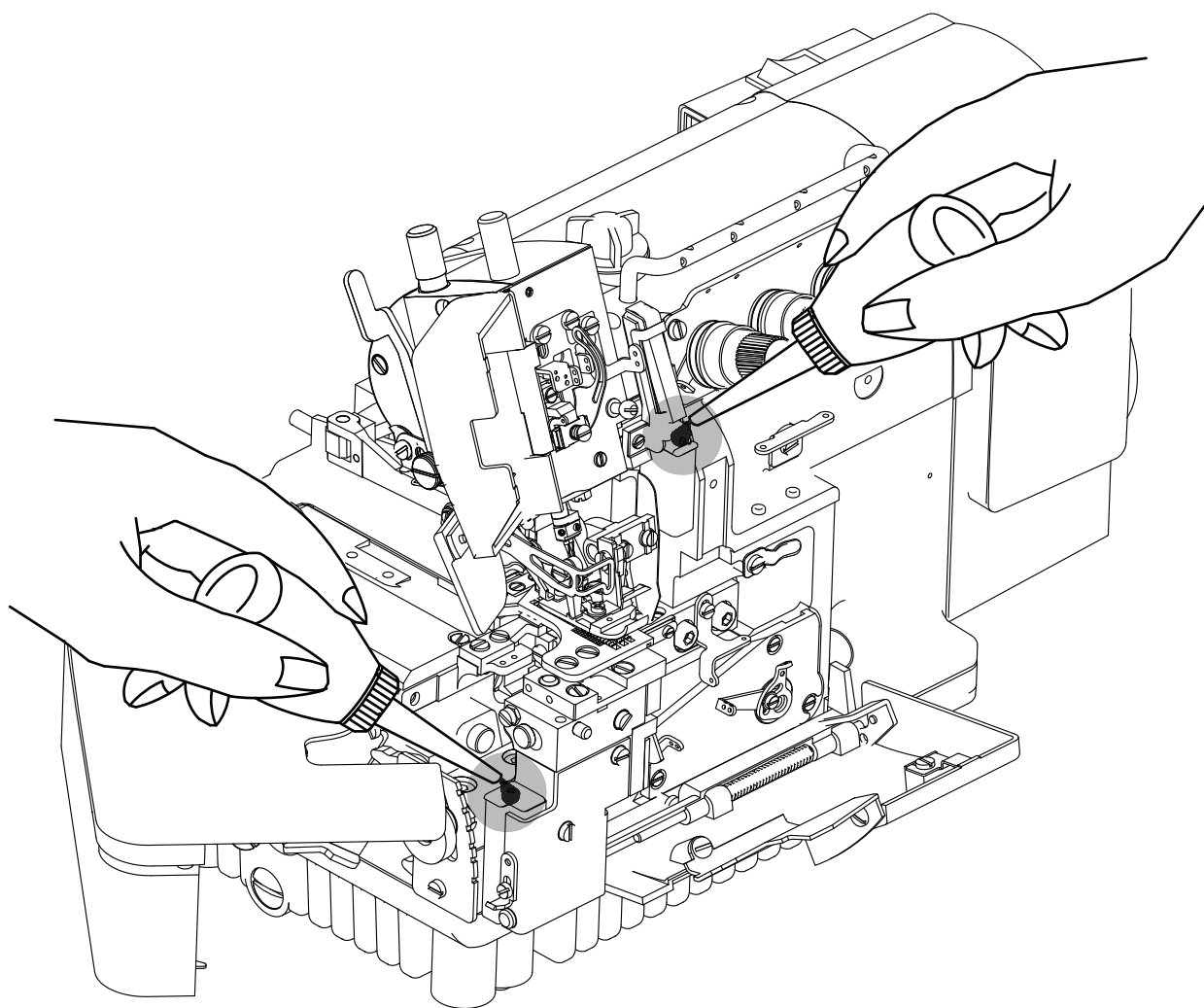
机油用特18#工业缝纫机油
Mobil velcite oil NO.18



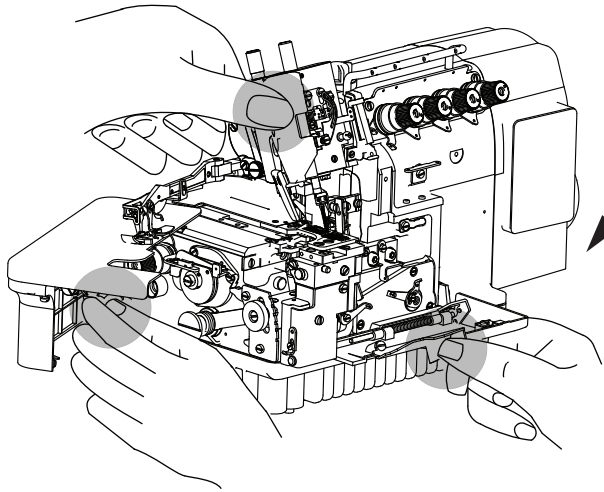
加硅油 Filling the HR device with silicon oil

硅油少时请添加硅油或为防止断线和面料损坏请添加硅油。

Filling the HR device with oil before it is too low or in order to prevent needle thread breakage and fabric damage.



穿线的方法 Threading

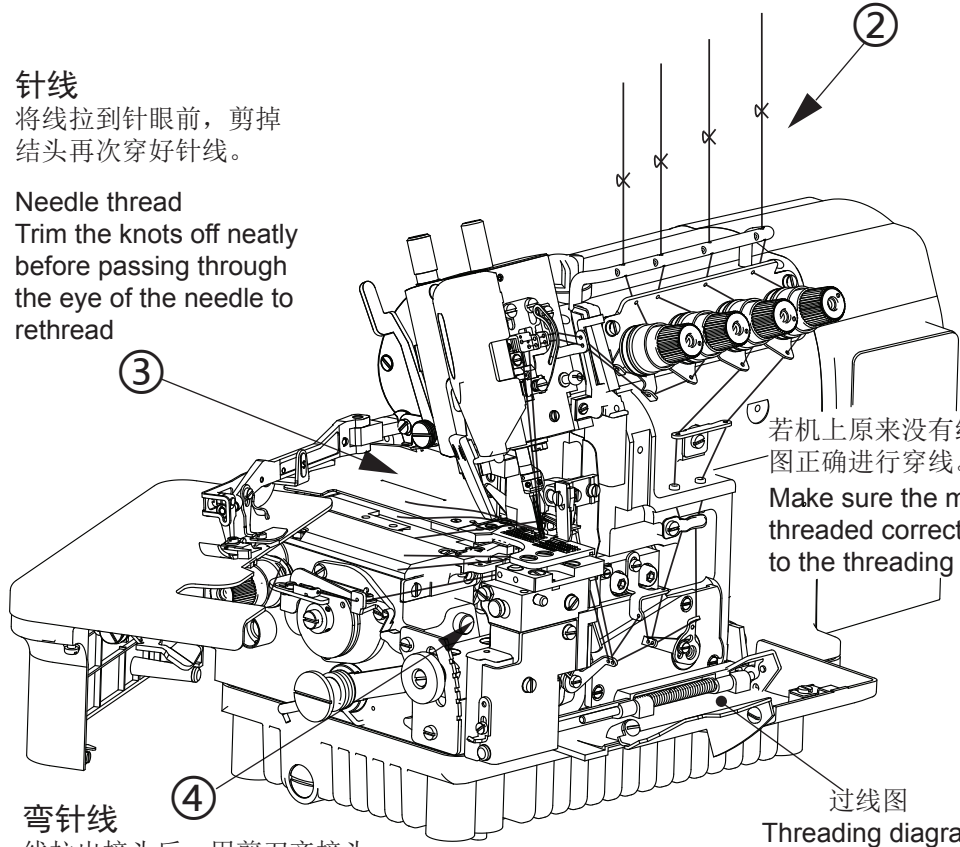


① 打开压脚杆及机盖（三处）
Open three covers.
Sewing the presser foot aside.

把机上原有的线与缝纫用线板结在一起。
Knot the preset thread and the thread being used together to thread the machine.

针线
将线拉到针眼前，剪掉
结头再次穿好针线。

Needle thread
Trim the knots off neatly
before passing through
the eye of the needle to
rethread



② 若机上原来没有线，请参穿线图正确进行穿线。
Make sure the machine is
threaded correctly by referring
to the threading diagram.

弯针线
线拉出接头后，用剪刀齐接头。

Looper thread
Trim the knots off neatly
after passing through the
eye of the looper.

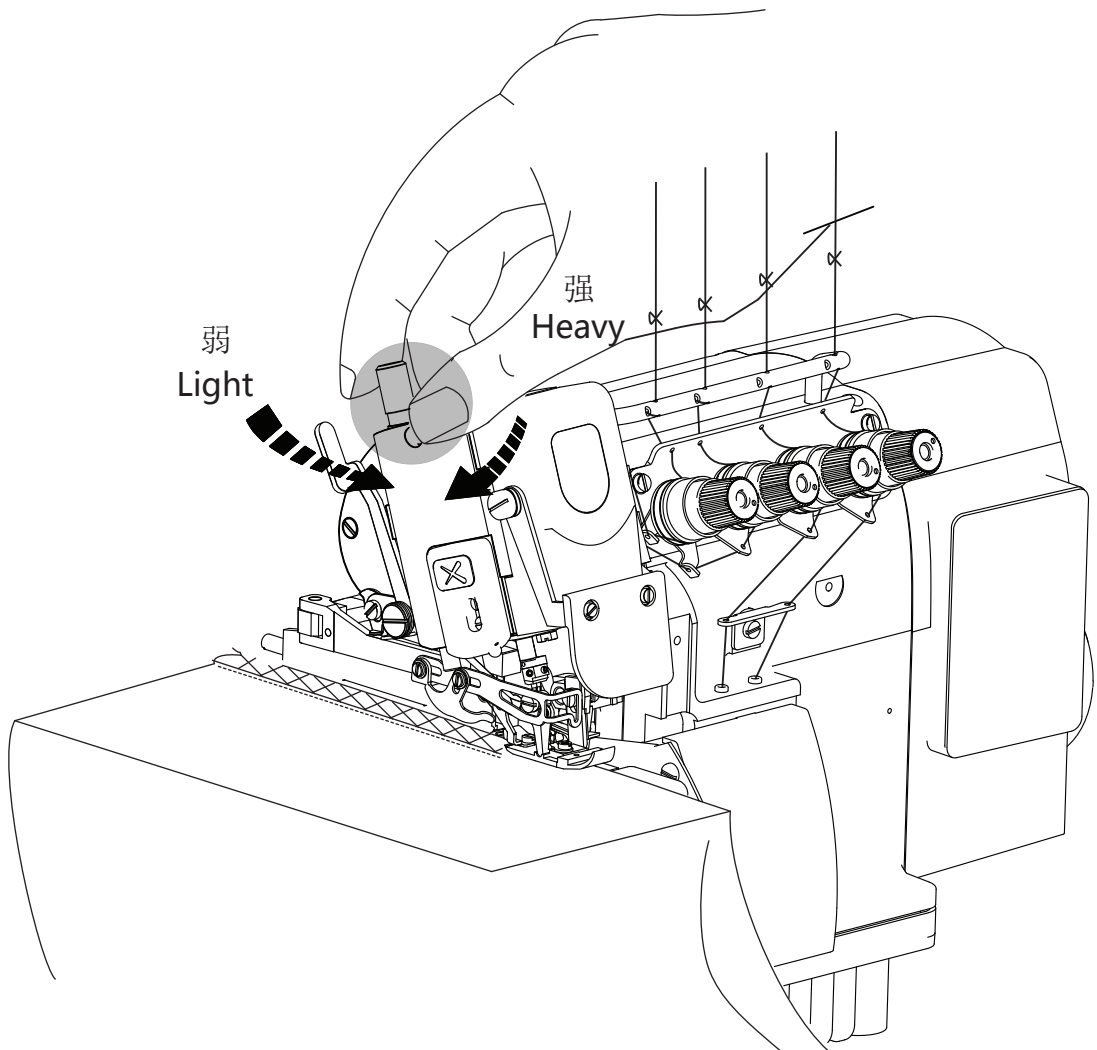
过线图
Threading diagram

压脚压力的调节

Adjusting the presser foot pressure

旋转调整螺丝调节压脚压力，
在保证获得线迹的条件下压脚
压力应尽量小

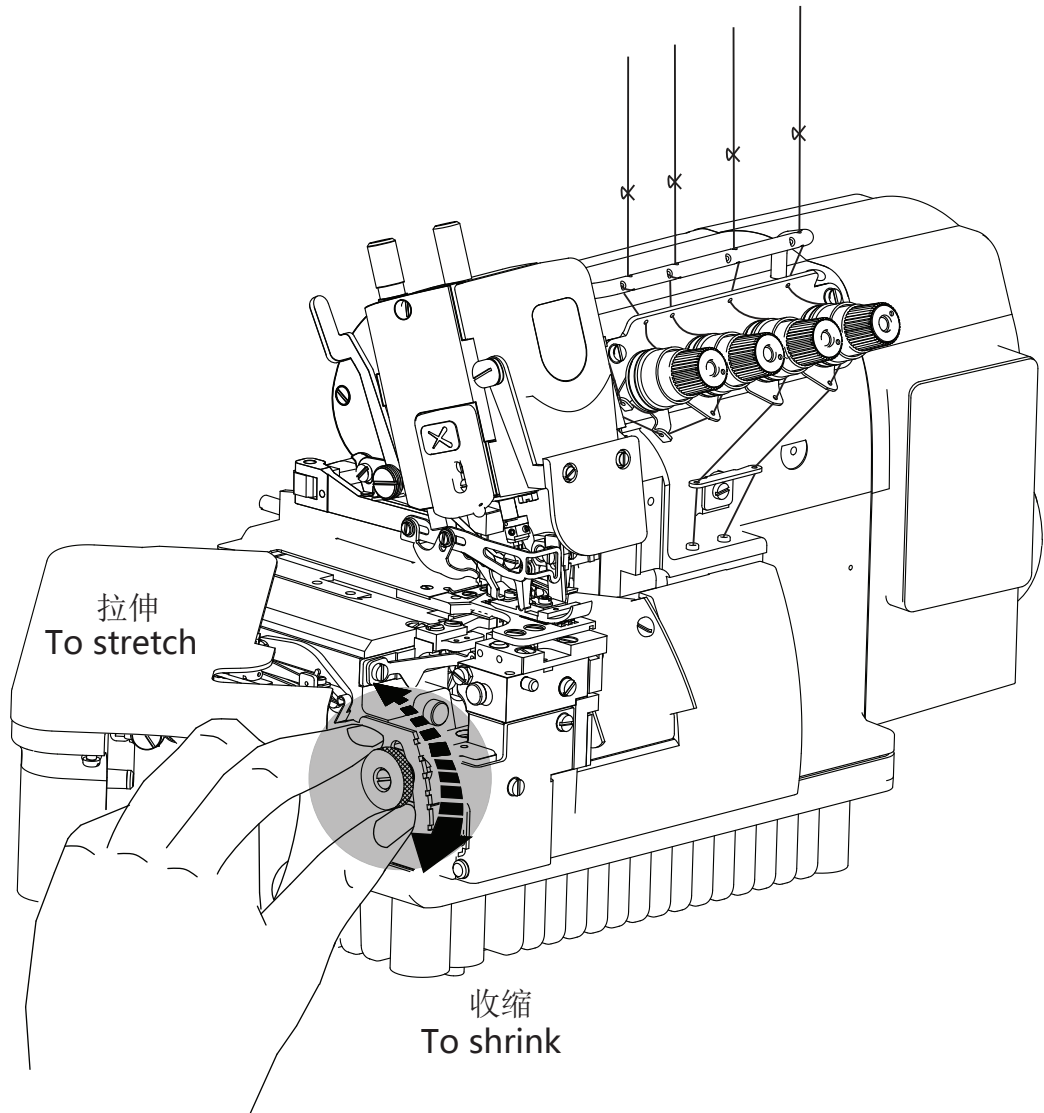
Turn adjusting screw to adjust the presser
foot pressure, it should be as light as possible,
yet be sufficient to obtain the proper stitch formation



调差动比 Adjusting the diff. feed ratio

送开螺母上下摆动螺钉以获得合适的差动比，调整结束后旋紧螺钉。

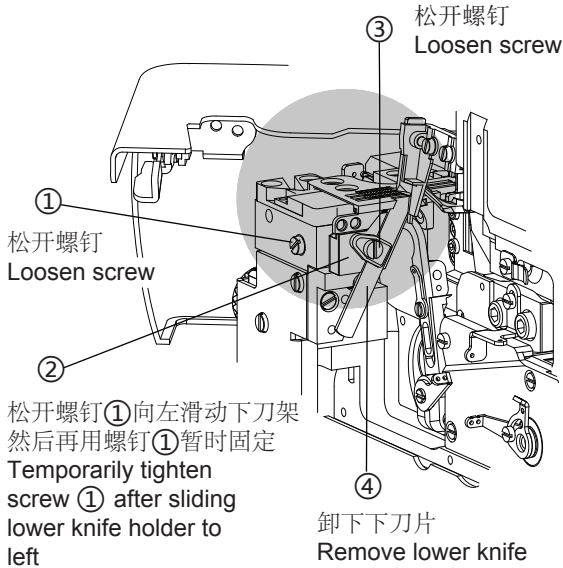
Loosen nut and move lever up and down to obtain the correct diff. feed ratio, Tighten the nut after adjusting.



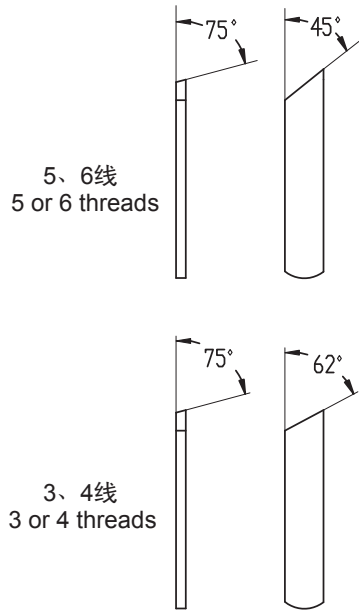
换下刀 Replacing lower knife

卸下下刀片

To remove lower knife



下刀片正确的研磨角度
Correct angles to resharpen
the lower knife

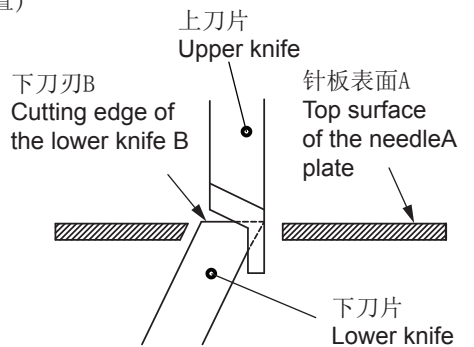
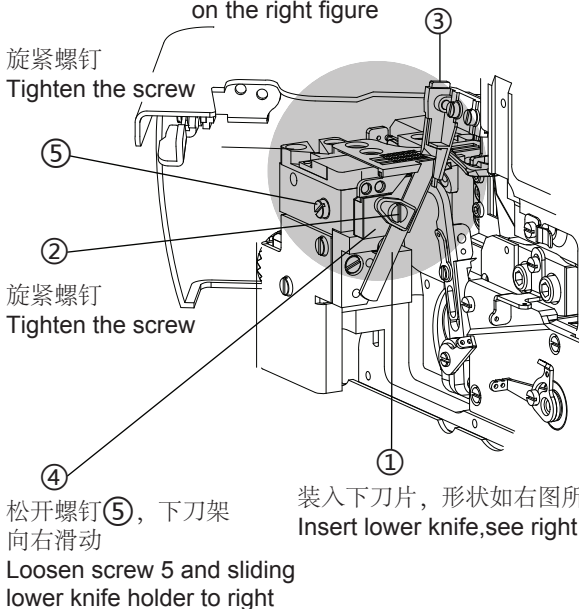


更换下刀

To replacing lower knife

转动手轮使上刀移动对准（如右图所示位置）

Turn the handwheel as the drawing
on the right figure



使针板表面A与下刀刃B处于相同水平位置。

Level of [A]=Level of [B]

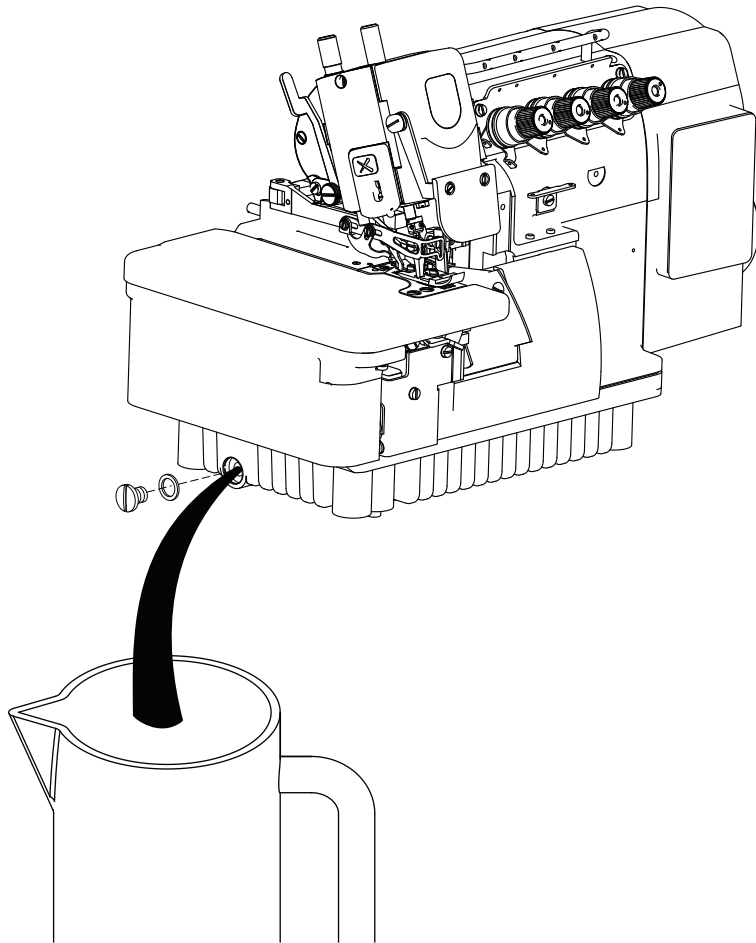
装好下刀片后进行剪线，确认剪线状况。

Check cutting action of knife.

换油 Replacing the oil

首次使用1个月后换油以后每六个月换油

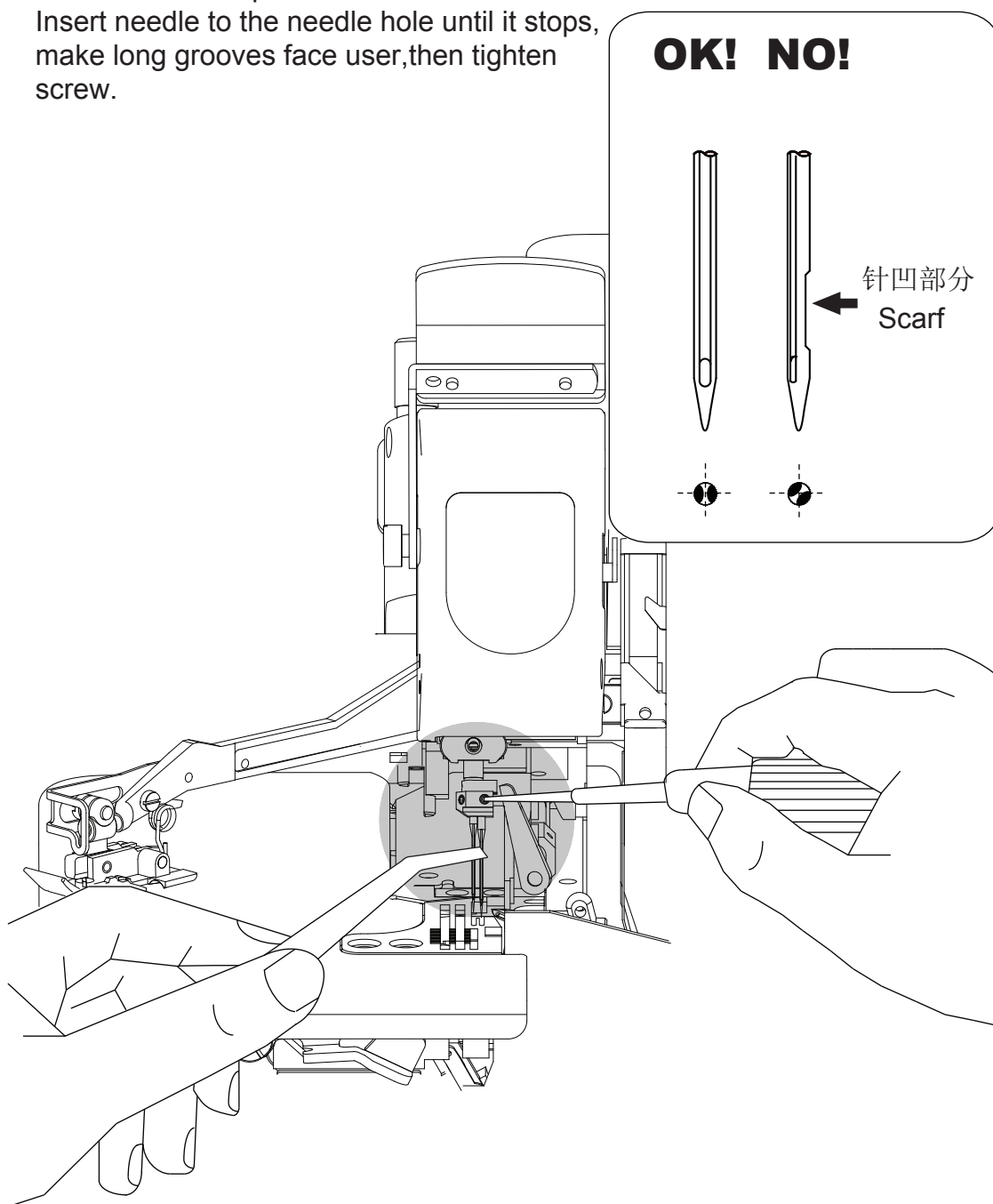
Replacing the oil one month after first use
and every six month thereafter



换机针 Replacing the needle

使用DCX27或同规格机针
机针插至针孔底部，长槽沟面向自己
旋紧螺钉

Use DCX27 or equivalent needle size
Insert needle to the needle hole until it stops,
make long grooves face user, then tighten
screw.



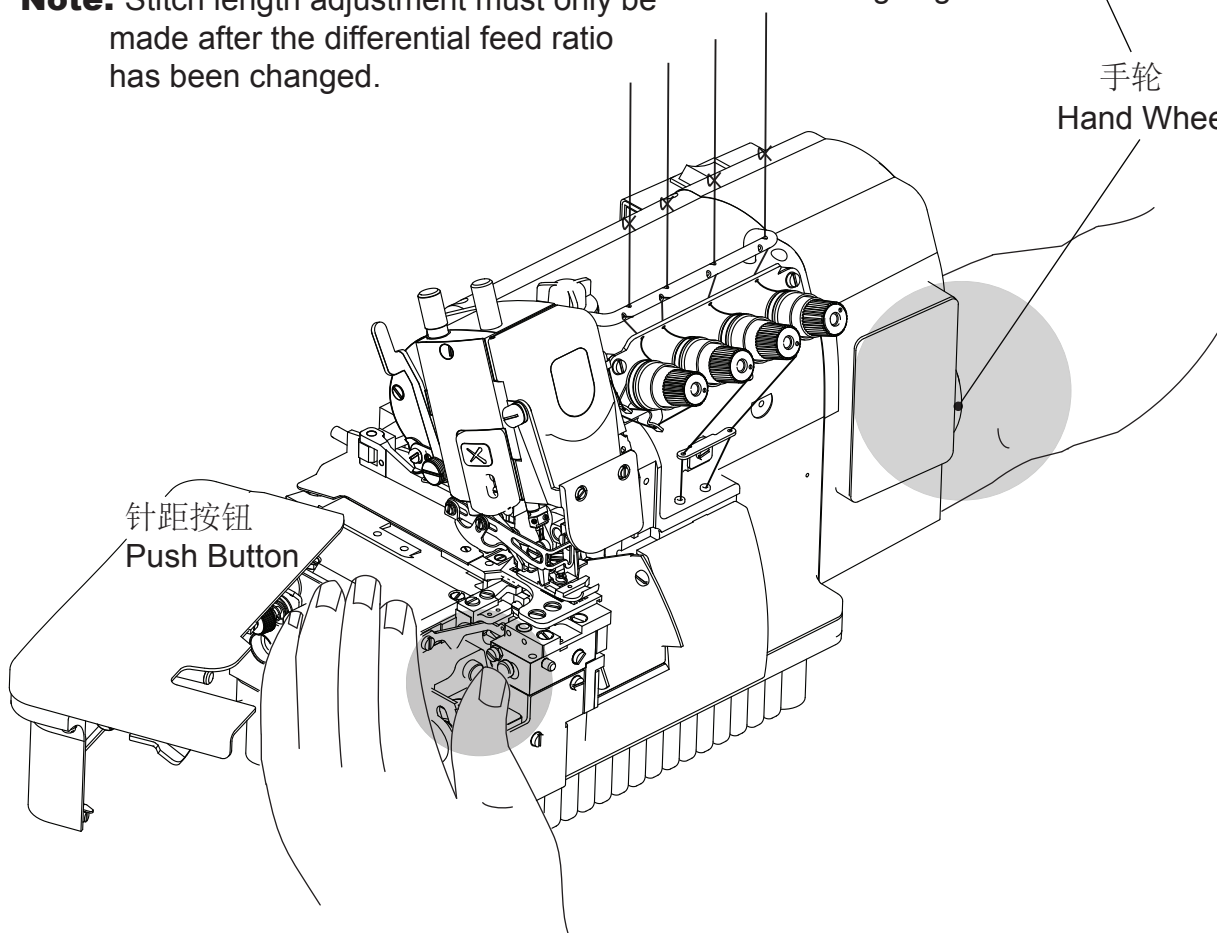
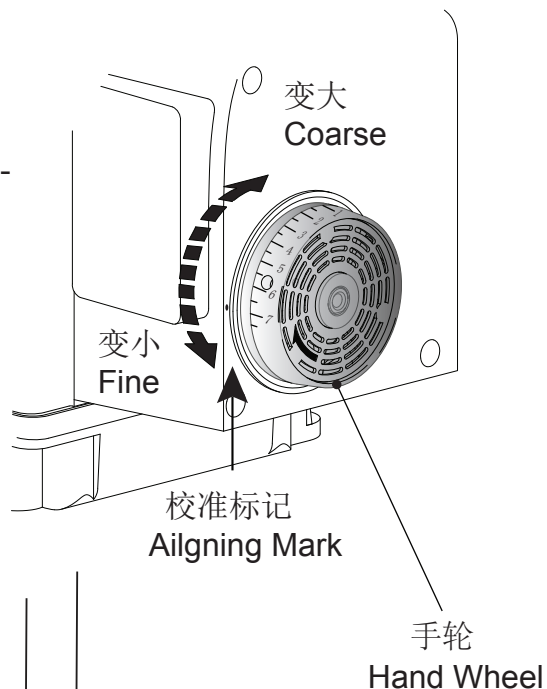
调针距 Adjusting stitch length

1. 摁住按钮，旋转手轮，按钮会陷进更深处。
2. 这时边摁住按钮，边转动手轮，使校准标记号对准所希望的数值。

- ① While pressing the push button, turn the handwheel to seek the position at which the push button goes further into the depth.
- ② Then, keeping the push button pressed, turn the handwheel and set the desired scale to the aligning mark.

注：针脚长度的调节务必请在调节差动比之后进行。


Note: Stitch length adjustment must only be made after the differential feed ratio has been changed.



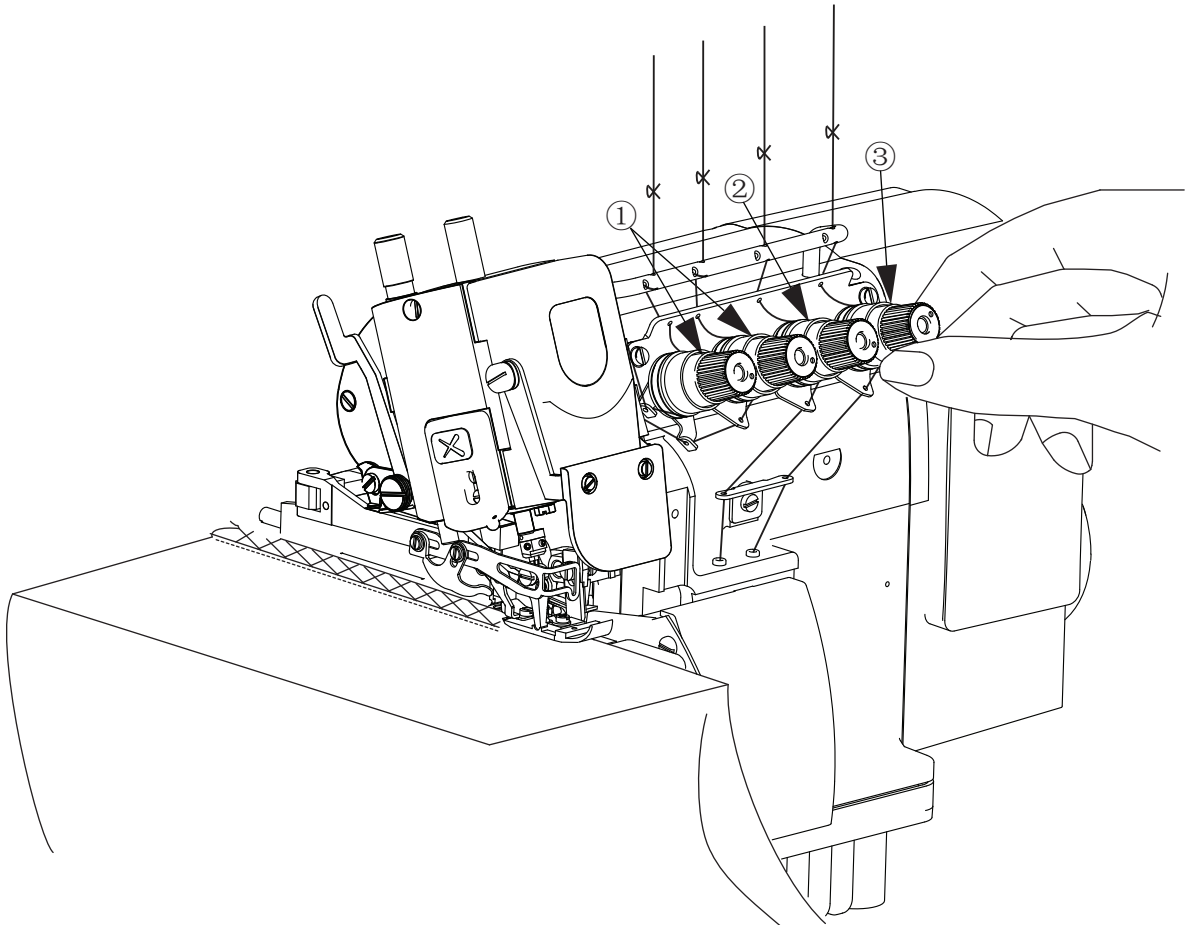
调线张力 Adjusting thread tension

调整直针线张力螺母①，
上弯针线张力螺母②，
下弯针线张力螺母③

Make tension adjustment with the needle
thread knob①, upper looper knob②,
and lower looper knob③



松开 拧紧
To loosen To tighte



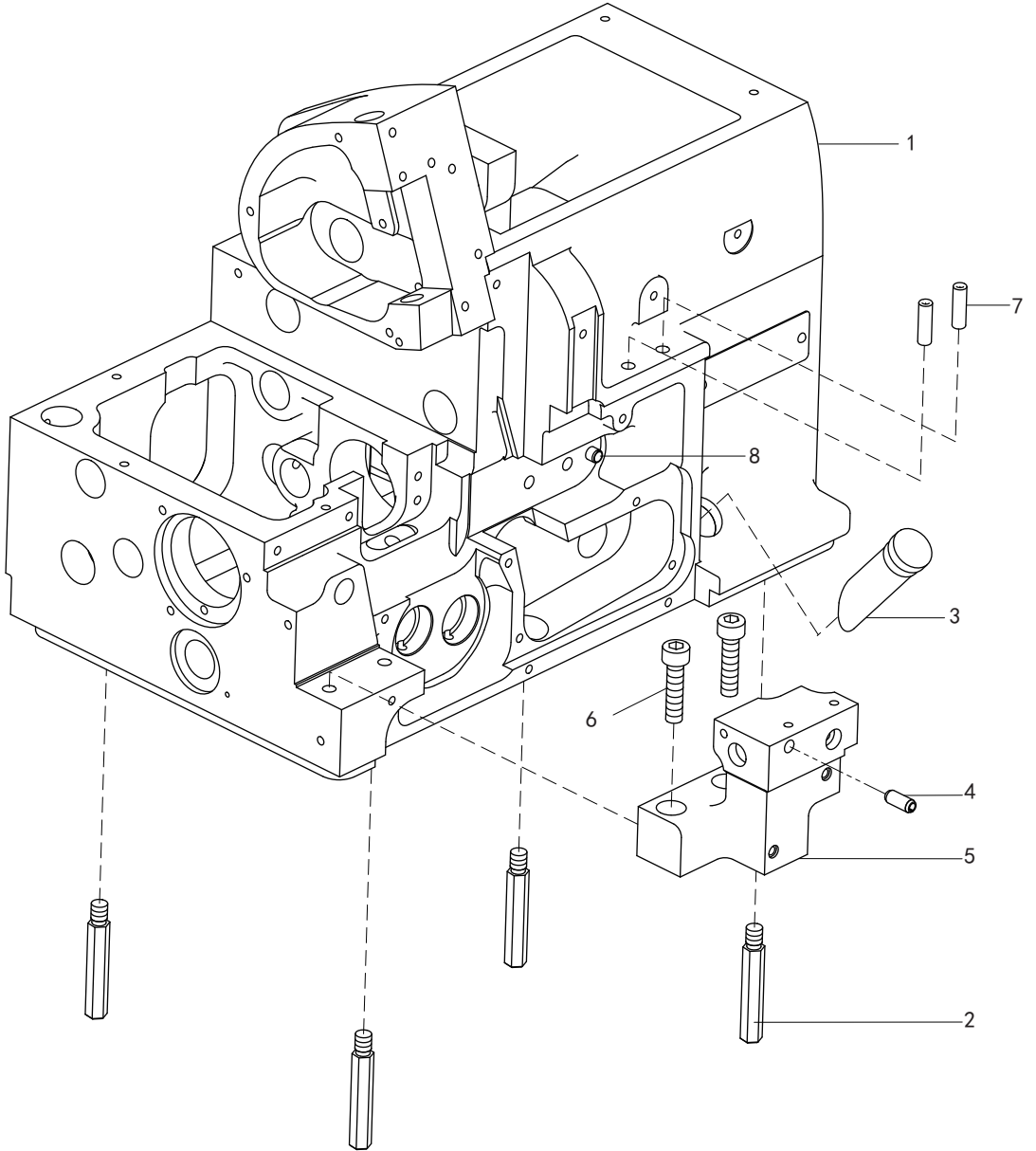
高速包缝机

HIGH-SPEED OVERLOCK SEWING MACHINE

零件手册

PARTS BOOK

1. 机壳部件 /MACHINE BED FRAME

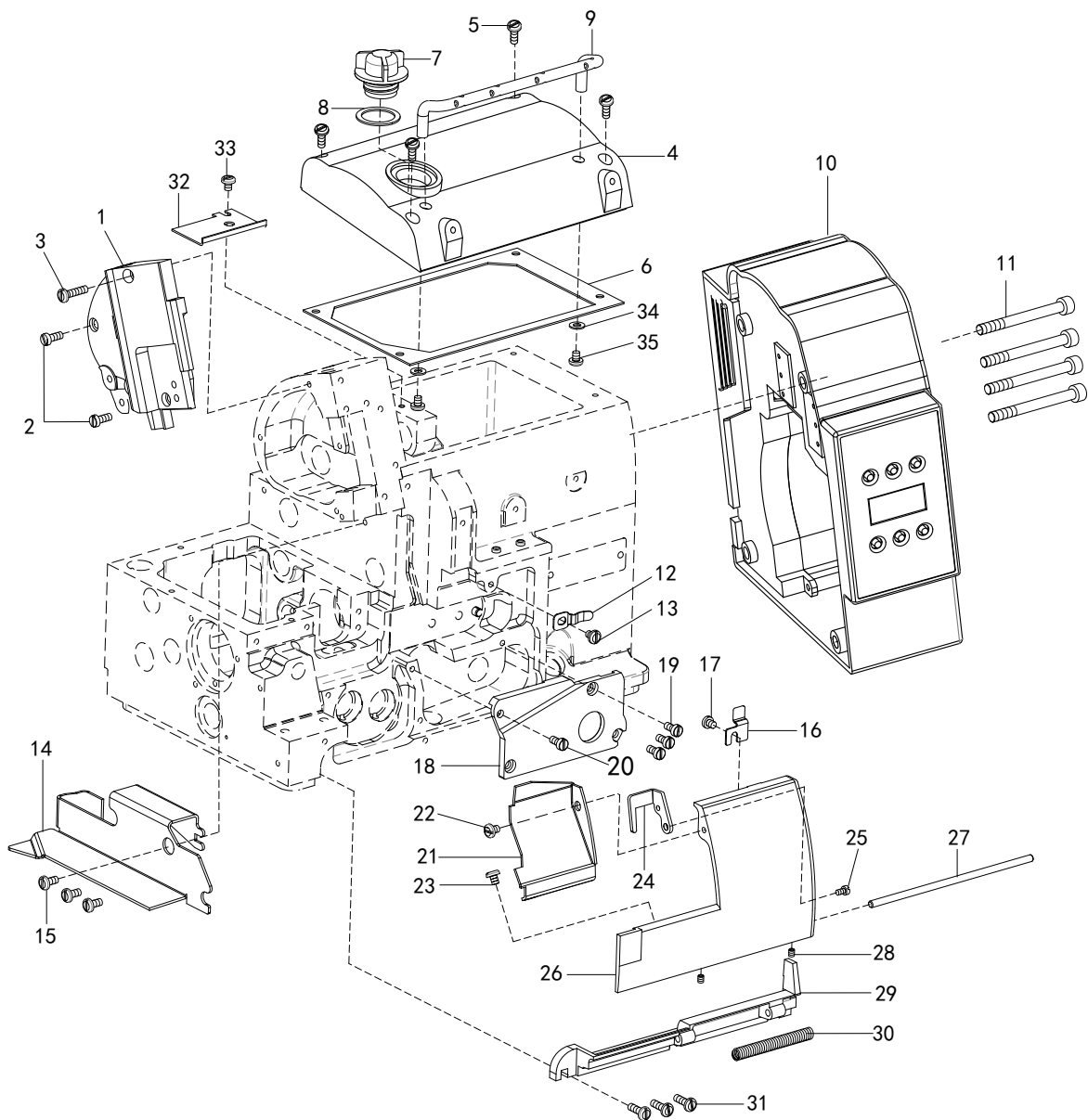


1. 机壳部件

MACHINE BED FRAME

序号 No.	件号 Pars No.	名称	Description	数量 Number
1	20018672	机壳 ☆	HOUSING ☆	1
2	10011847	机壳支柱	BED PIN	4
3	10042957	油标	OIL SIGHT GAUGE	1
4	10012905	销 $\phi 5 \times 12$	SPRING PIN	1
	10033784	下刀座(3、4线)	BRACKET	1
5	10033783	下刀座(5、6线)	BRACKET	1
6	10009171	螺钉M6 \times 25	SCREW	2
7	10009452	穿线管	PIPE	2
8	10003486	销 $\phi 5 \times 12$	SPRING PIN	1
*:参看专用件表/see the guage list				

2. 外罩部件(1)/COVER(1)



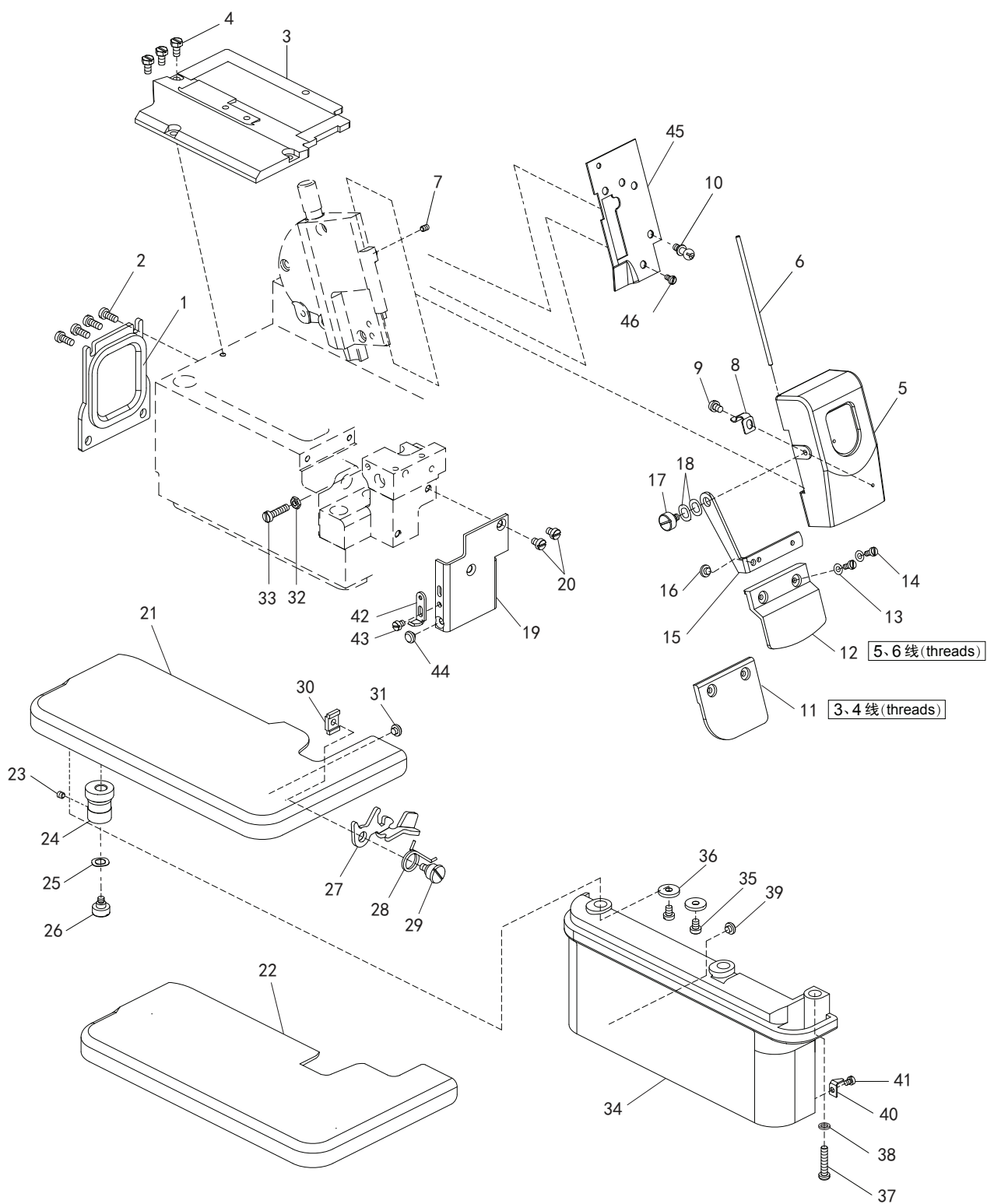
2. 外罩部件(1)

COVER (1)

序号 No.	件号 Pars No.	称 名	Description	数量 Number
1	20003649	侧盖	SIDE COVER	1
2	10009104	螺钉M4×9.5	SCREW	2
3	10009101	螺钉M4×17.5	SCREW	1
4	20017673	上盖喷漆	TOP COVER	1
5	10009101	螺钉M4×17.5	SCREW	4
6	10008957	上盖密封垫	GASKET	1
7	10008938	油窗	OIL SIGHT WINDOW	1
8	10009156	油窗橡胶圈	GASKET	1
9	10009446	过线架	THREAD GUIDE	1
10	10053380	电控	CONTROL BOX	1
11	10053560	螺钉组件	SCREW	4
12	10033682	弹簧板	FLAT SPRING	1
13	10004171	螺钉M4×4.5	SCREW	1
14	10033745	内盖板(3、4线)	FABRIC GUARD	1
	10033679	内盖板(5、6线)	FABRIC GUARD	1
15	10010595	螺钉M4×7.5	SCREW	3
16	10033683	制动板	LATCH	1
17	10004171	螺钉M4×4.5	SCREW	1
18	10033766	上弯针架盖	COVER	1
19	10010595	螺钉M4×7.5	SCREW	3
20	10010594	螺钉M4×7.5	SCREW	1
21	10033746	前盖中(3、4线)	FRONT COVER	1
	10033685	前盖中(5、6线)	FRONT COVER	1
22	10010554	螺钉M4×5.5	SCREW	1
23	10010554	螺钉M4×5.5	SCREW	1
24	10033684	导向板	LATCH	1
25	10009597	螺钉M3×5	SCREW	1
26	20015568	前盖右	FRONT COVER	1
27	10009598	销φ4×120	PIN	1
28	10009074	螺钉M4×4	SCREW	2
29	10009508	支架	HINGE	1
30	10009509	φ6.2弹簧	SPRING	1
31	10009037	螺钉M4×12	SCREW	3
32	10033680	油板	OIL GUARD	1
33	10010554	螺钉M4×5.5	SCREW	1
34	10002980	垫圈φ4.5×φ10×1	WASHER	2
35	10009104	螺钉M4×9.5	SCREW	2

*:参看专用件表/see the guage list

3. 外罩部件 (2) /COVER (2)

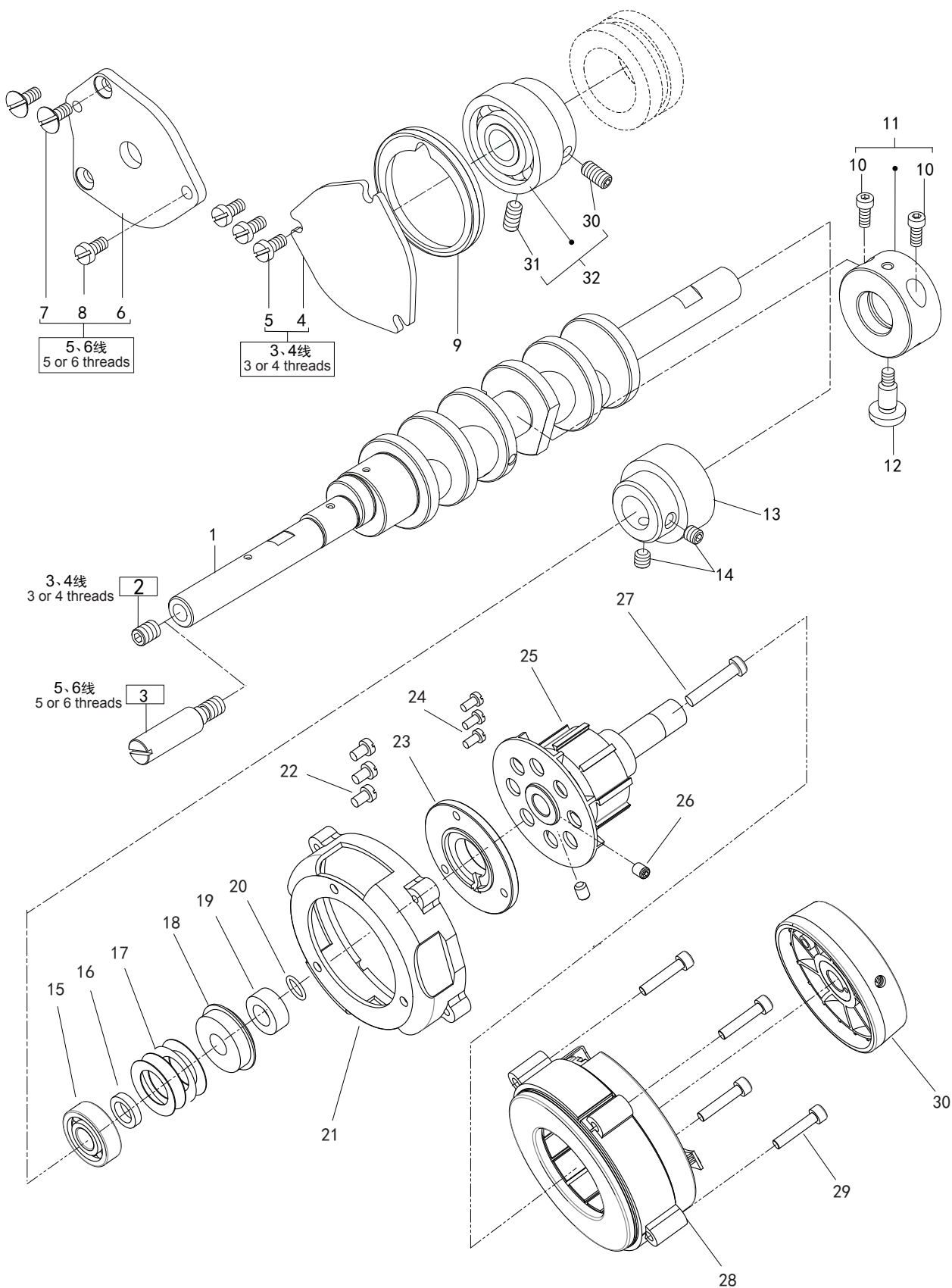


3. 外罩部件(2)

COVER (2)

序号 No.	件号 Pars No.	名称	Description	数量 Number
1	10009067	后盖板组件	COVER PLATE	1
2	10009104	螺钉M4×9.5	SCREW	4
3	10009069	左上盖	BED COVER PLATE	1
4	10009157	螺钉M4×7.5	SCREW	3
5	20003669	针杆罩	NEEDLE BAR COVER	1
6	10009615	销φ2.5×87	PIN	1
7	10009074	螺钉M4×4	SCREW	1
8	10009504	弹簧	SPRING	1
9	10004171	螺钉M4×4.5	SCREW	1
10	10009047	螺钉	SCREW	1
11	10009275	安全罩	EYE GUARD	1
12	10009583	安全罩	EYE GUARD	1
13	10009600	螺钉M3×6	SCREW	2
14	10009599	垫圈φ3.4×φ7×0.5	WASHER	2
15	10009511	安全罩架	BRACKET	1
16	10009582	防震橡胶垫	CUSHION RUBBER	1
17	10009044	螺钉	SCREW	1
18	10010596	垫圈	WASHER	2
19	10009512	前盖左	LEFT FRONT COVER	1
20	10009049	螺钉M4×5	SCREW	2
21	10004561	大盖组件(普通3、4线)	CLOTH PLATE ASSEMBL	1
22	10004907	大盖组件(普通5、6线)	CLOTH PLATE ASSEMBL	1
23	10009074	螺钉M4×4	SCREW	1
24	10009547	大盖铜套	BUSHING	1
25	10010596	垫圈	WASHER	1
26	10010556	螺钉	SCREW	1
27	10009535	大盖卡紧板	LEVER	1
28	10009536	弹簧	SPRING	1
29	10009546	螺钉	SCREW	1
30	10009548	锁紧板	BRACKET	1
31	10009582	防震橡胶垫	CUSHION RUBBER	1
32	10009075	螺钉M4×16	SCREW	1
33	10009471	M4螺钉	NUT	1
34	10012099	横盖	SIDE COVER	1
35	10010554	螺钉M4×5.5	SCREW	2
36	10009537	垫圈φ4.3×φ13.4×2	WASHER	2
37	10009291	螺钉M4×19.5	SCREW	1
38	10008144	垫圈	WASHER	1
39	10009582	防震橡胶垫	CUSHION RUBBER	1
40	10009295	横盖限位板	LATCH	1
41	10009529	螺钉M3×3.8	SCREW	1
42	10009513	挡板	LATCH	1
43	10009514	螺钉M3.5×4.2	SCREW	1
44	10009582	防震橡胶垫	CUSHION RUBBER	1
45	10009046	面板	FACE PLATE	1
46	10010594	螺钉M4×7.5	SCREW	1

4. 主轴部件机构/CRANKSHAFT DRIVE MECHANISM

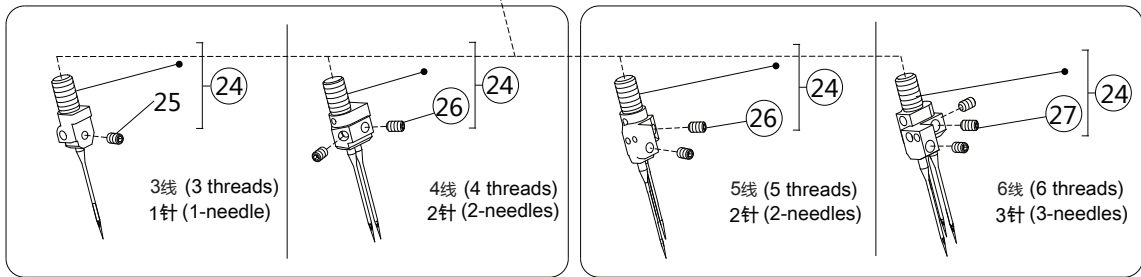
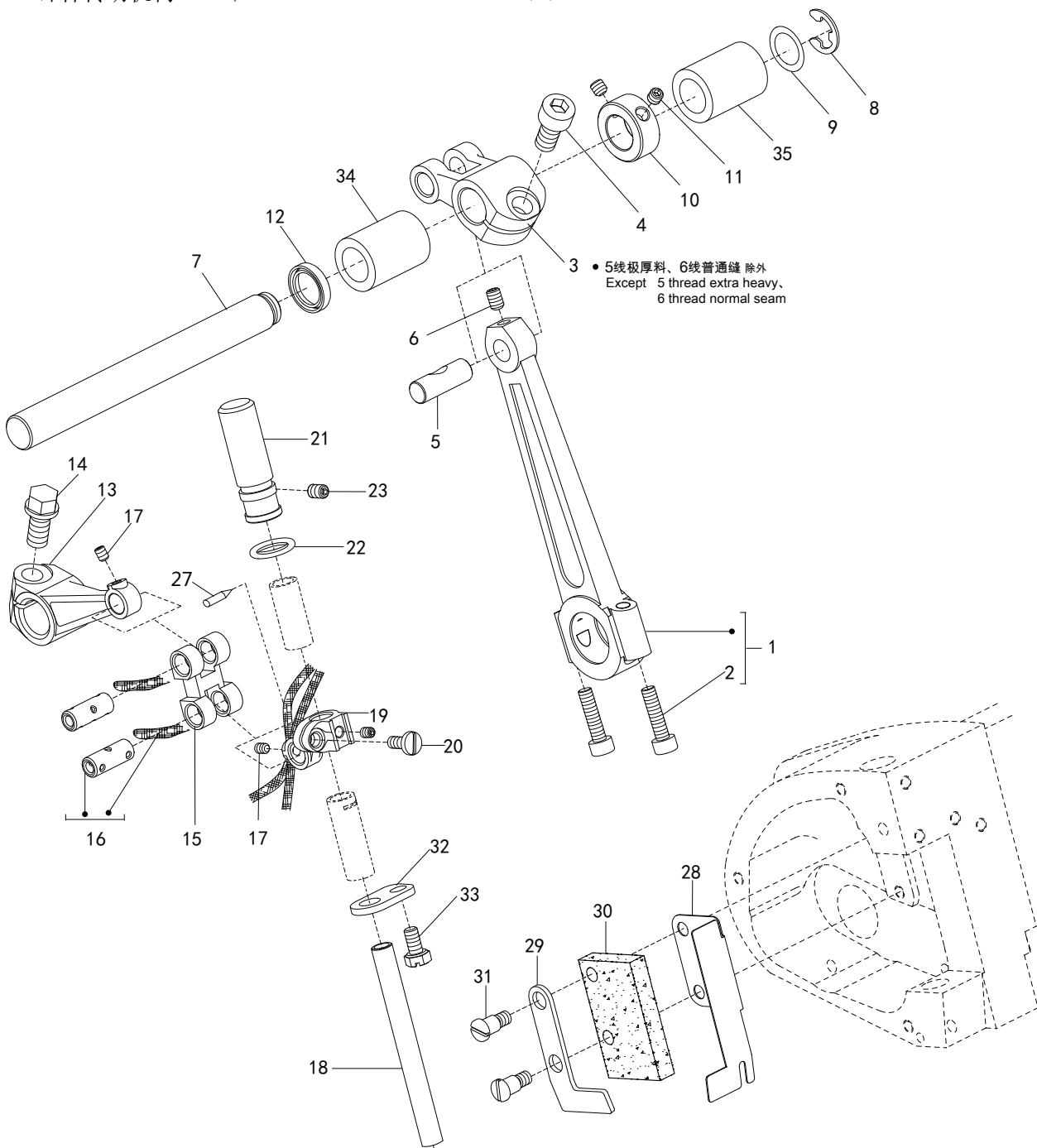


4. 主轴部件

CRANKSHAFT DRIVE MECHANISM

序号 No.	件号 Pars No.	称 名	Description	数量 Number
1	10053375	主轴	CRANK SHAFT	1
2	10009187	螺钉M6×8	SCREW	1
3	10034621	螺钉	SCREW	1
4	10033747	左盖	LEFT COVER	1
5	10010595	螺钉M4×7.5	SCREW	3
6	10033705	左盖	LEFT COVER	1
7	10009195	螺钉M4×7.8	SCREW	2
8	10009104	螺钉M4×9.5	SCREW	1
9	10009226	左轴承密封圈	GASKET	1
10	10011054	螺钉M3.5×8	SCREW	2
11	10035229	轴套组件	BUSHING	1
12	10009196	螺钉M6×10.5	SCREW	1
13	10036342	蜗杆	WORM	1
14	10012162	螺钉M5×5	SCREW	2
15	10009227	轴承	BEARING	1
16	10009199	垫片	WASHING	1
17	10033703	弹垫	SPRING WASHER	4
18	10009201	轴承	BEARING	1
19	10009217	油封	OIL SEAL	1
20	10009219	O型圈	O RING	1
21	10054574	电机法兰	FLANGE	1
22	10000134	M5螺钉	M5 SCREW	3
23	10009215	右盖	RIGHT COVER	1
24	10009104	M4螺钉	M4 SCREW	3
25	10053396	电机转子	MOTOR	1
26	10009187	螺钉M6×8	SCREW	2
27	10009008	M6螺钉	M5 SCREW	1
28	10053396	电机定子	MOTOR	1
29	10001497	M5螺钉	M5 SCREW	4
30	10053377	手轮组件	HANDWHEEL ASSY	1
*:参看专用件表/see the guage list				

5. 针杆传动机构 (1) / NEEDLE DRIVE MECHANISM (1)



5. 针杆传动机构(1)

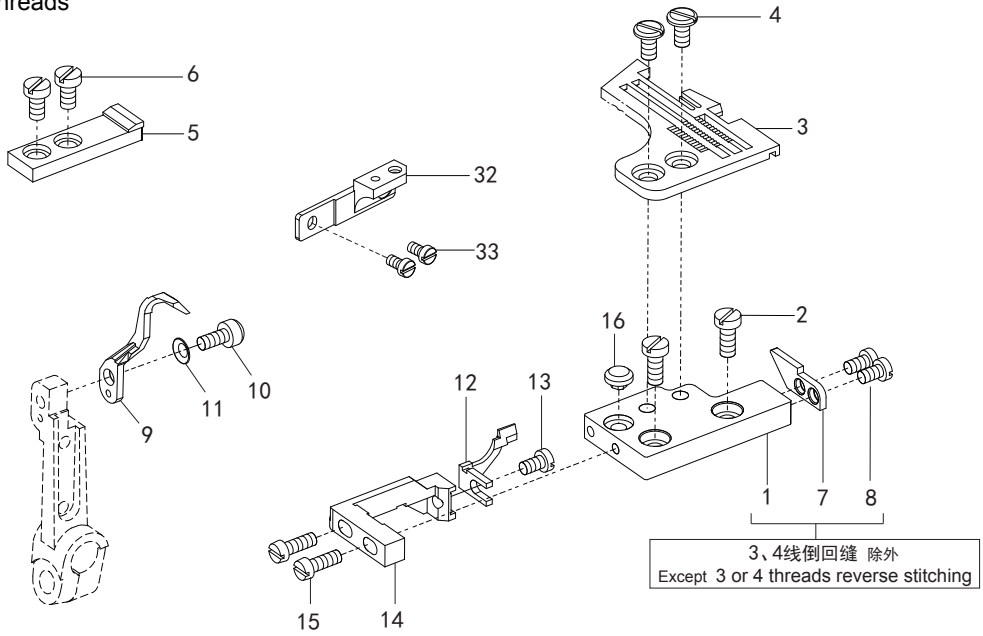
NEEDLE DRIVE MECHANISM (1)

序号 No.	件号 Pars No.	称 名	Description	数量 Number
1	10027701	直针针杆传动连杆组件	ROD	1
2	10009103	螺钉M4×16	SCREW	2
3	10009108	针杆传动轴曲柄	CRANK	1
4	10009164	螺钉M6×0.75×12	SCREW	1
5	10009165	销φ7×20	PIN	1
6	10009109	螺钉M4×6	SCREW	1
7	10009229	针杆传动轴	SHAFT	1
8	10009239	挡圈φ7×φ14×0.8	RING	1
9	10033709	垫圈φ10.2×φ14.4×0.2	WASHER	1
10	10009231	挡圈φ11×φ19×8	COLLAR	1
11	10009074	螺钉M4×4	SCREW	2
12	10009230	油封φ10.2×φ15×3	OIL SEAL	1
13	10009244	针杆曲柄	LEVER	1
14	10009245	螺钉M6×0.75×12	BOLT	1
15	10009242	针杆双脚古	NEEDLE BAR DRIVE	1
16	20001001	双脚古销组件	PIN ASSEMBLY	2
17	10009240	螺钉M3×4	SCREW	2
18	10009250	针杆	NEEDLE BAR	1
19	10009243	针杆连接头	NEEDLE BAR CLAMP	1
20	10009115	螺钉M3.5×8	SCREW	1
21	10008997	针杆帽	CAP	1
22	10009608	O形圈φ7.8×2	O RING	1
23	10009074	M4×4螺钉	SCREW	1
24	*	针夹	NEEDLE HOLDER	1
25	10009255	螺钉SM1/8"×44	SCREW	1
26	10009255	螺钉SM1/8"×44	SCREW	2
27	10009255	螺钉SM1/8"×44	SCREW	3
28	10033707	油毡架	RACK	1
29	10033708	毛毡压板	COVER	1
30	10009016	毛毡	FELT	1
31	10009019	螺钉	SCREW	2
32	10009544	针杆挡油板	COVER	1
33	10009157	螺钉M4×7.5	SCREW	1
34	10033794	针杆轴左轴套	SHAFT SLEEVE	1
35	10033795	针杆轴右轴套	SHAFT SLEEVE	1

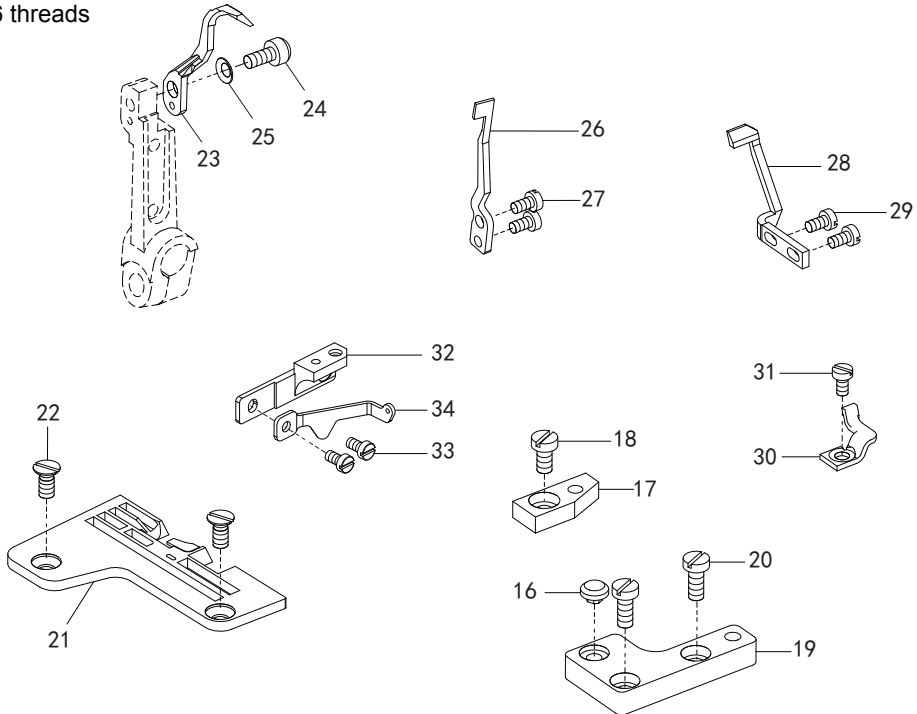
*:参看专用件表/see the guage list

6. 针杆传动机构 (2) / NEEDLE DRIVE MECHANISM (2)

3、4 线
3 or 4 threads



5、6 线
5 or 6 threads



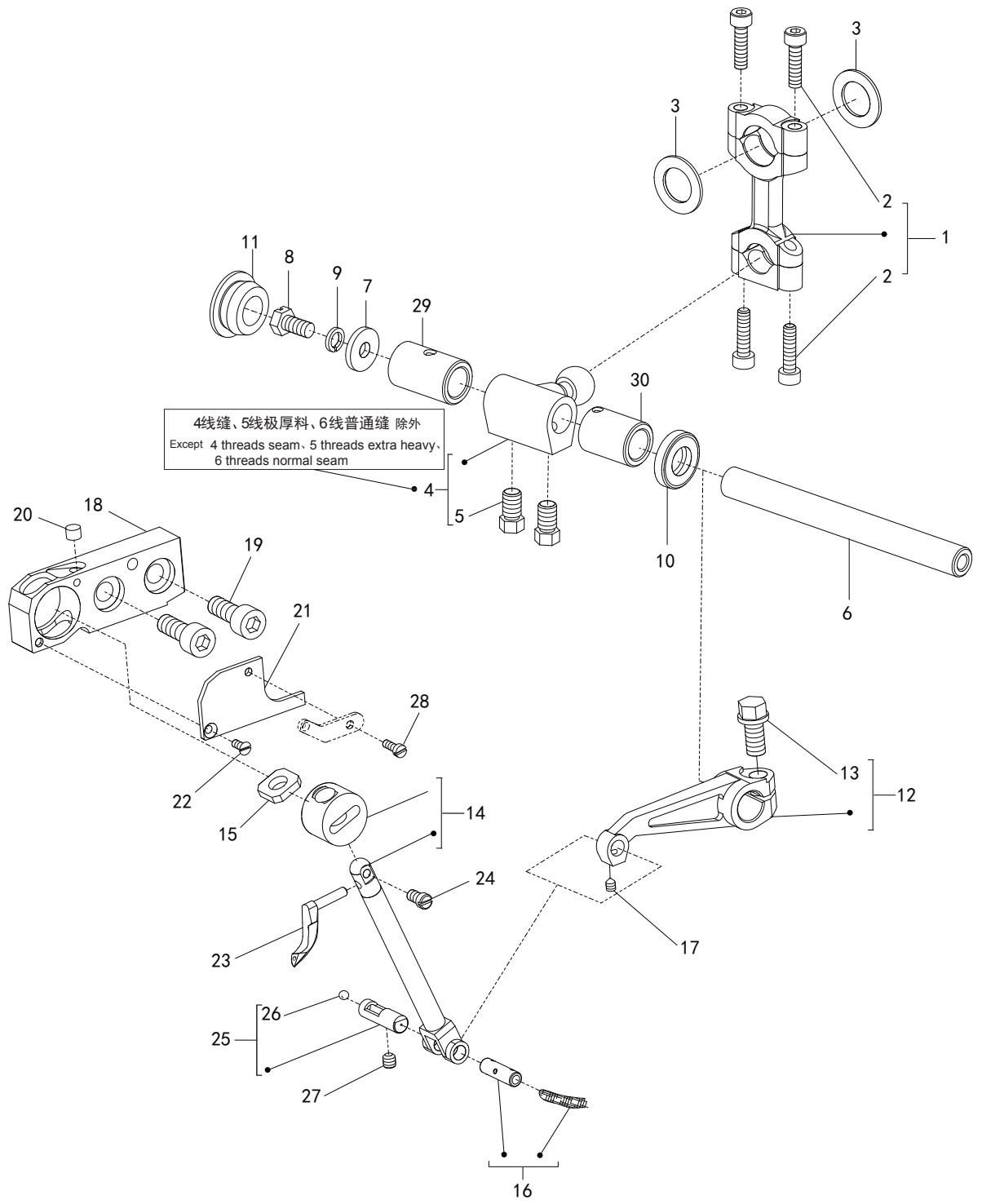
6. 针杆传动机构 (2)

NEEDLE DRIVE MECHANISM (2)

序号 No.	件号 Pars No.	名称	Description	数量 Number
1	10034612	针板座	BRACKET	1
	10042973	针板座(三自动机型)	BRACKET	1
2	10009104	螺钉M4×9.5	SCREW	2
3	*	针板	NEEDLE PLATE	1
4	10009481	螺钉SM11/64"×40	SCREW	2
5	10033749	针板托	NEEDLE PLATE SUPPOR	1
	10045865	针板托(三自动机型)	NEEDLE PLATE SUPPOR	1
6	10010595	螺钉M4×7.5	SCREW	2
7	10033748	针板键	KEY	1
8	10009589	螺钉M3.5×6	SCREW	2
9	*	直针后护针架	NEEDLE REAR GUARD	1
10	10006624	螺钉SM9/64"×40	SCREW	1
11	10009464	垫圈	SPRING WASHER	1
12	*	直针前护针架	NEEDLE FRONT GUARD	1
13	10009589	螺钉M3.5×6	SCREW	1
14	10009314	护针座	BRACKET	1
15	10009487	螺钉M3.5×10	SCREW	2
16	10009582	防震橡胶垫	CUSHION RUBBER	1
17	10034625	针板后安装板	BRACKET	1
	10045866	针板后安装板(三自动机型)	BRACKET	1
18	10010595	螺钉M4×7.5	SCREW	1
19	10034627	针板前安装板	BRACKET	1
	10042977	针板前安装板(三自动机型)	BRACKET	1
20	10009104	螺钉M4×9.5	SCREW	2
21	*	针板	NEEDLE PLATE	1
22	10009678	螺钉SM11/64"×40	SCREW	2
23	*	直针后护针架	NEEDLE GUARD	1
24	10006624	螺钉SM9/64"×40	SCREW	1
25	10009464	垫圈	SPRING WASHER	1
26	*	直针前护针架	NEEDLE FRONT GUARD	1
27	10010555	螺钉M3×5.5	SCREW	2
28	*	链直针后护针架	NEEDLE REAR GUARD	1
29	10009676	螺钉M2.5×6	SCREW	2
30	*	链直针前护针架	NEEDLE FRONT GUARD	1
31	10010555	螺钉M3×5.5	SCREW	1
32	10042962	针板托座	BRACKET	1
33	10010595	螺钉M4×7.5	SCREW	2
34	10033741	链弯前过线板	THREAD GUIDE	1

*: 参看专用件表/see the guage list

7. 上弯针传动机构/UPPER LOOPER DRIVE MECHANISM

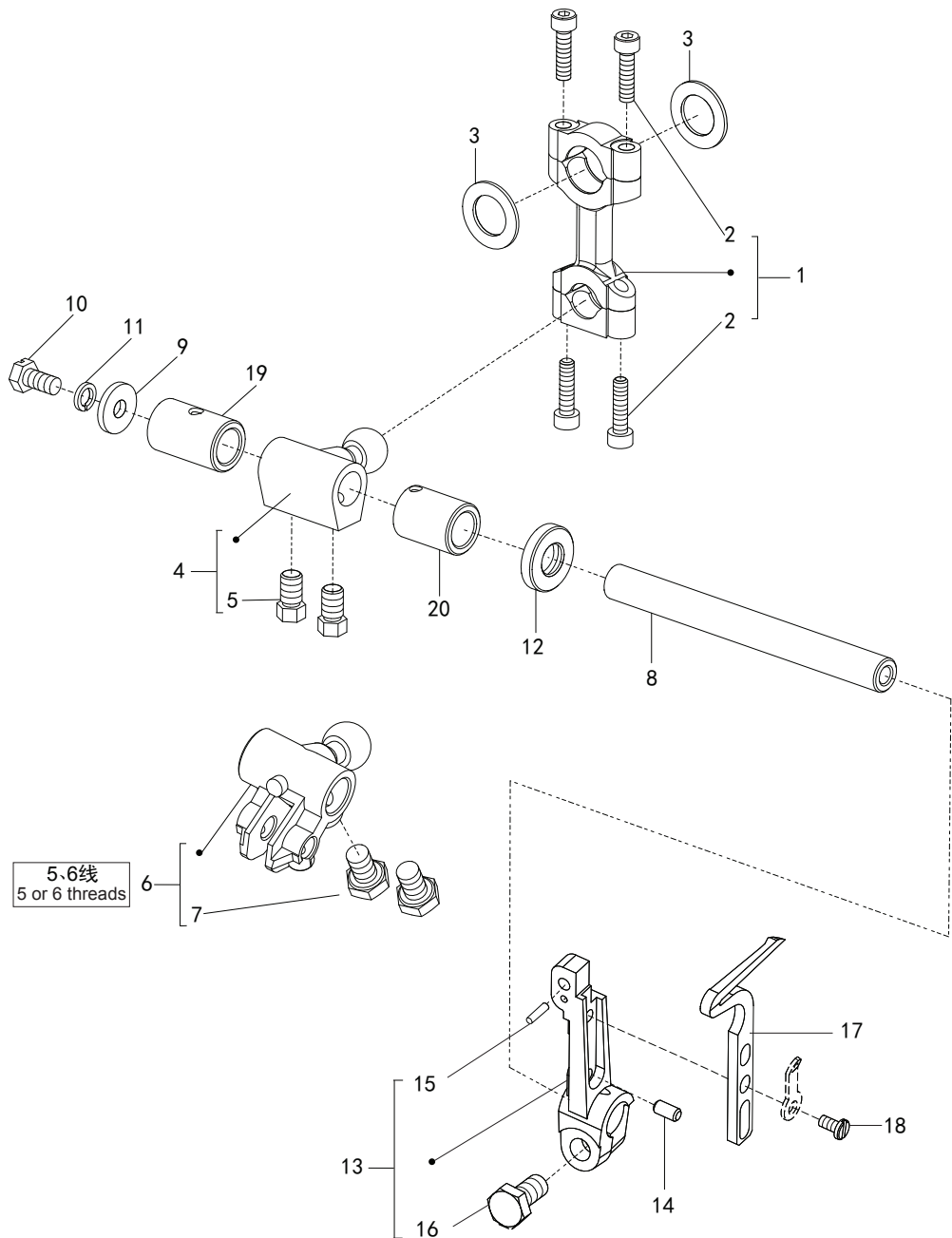


7. 上弯针机构

UPPER LOOPER DRIVE MECHANISM

序号 No.	件号 Pars No.	称 名	Description	数量 Number
1	10027700	上弯针传动连杆组件	ROD	1
2	10009103	螺钉M4×16	BOLT	4
3	10034399	挡圈φ12×φ19.6×1.5	GUIDE	2
4	10002662	上弯针球曲柄	CRANK	1
5	10009163	螺钉M6×0.75×9.2	SCREW	2
6	10030608	上弯针轴	SHAFT	1
7	10034711	垫φ5.2×φ14.5×2	WASHER	1
8	10009349	螺钉M5×9.8	SCREW	1
9	10005537	5垫圈	SPRING WASHER	1
10	10009399	油封φ10×φ19×4	OIL SEAL	1
11	10009381	φ18橡胶塞	PLUG	1
12	10009372	上弯针摇杆	LEVER	1
13	10009245	螺钉M6×0.75×12	SCREW	1
14	10033776	上弯针滑杆组件	UPPER LOOPER HOLDER	1
15	10009405	毛毡	FELT	1
16	20001060	销组件	PIN ASSEMBLY	1
17	10009240	螺钉M3×4	SCREW	1
18	10002906	上弯针滑杆座	UPPER LOOPER HOLDER	1
19	10009008	螺钉M6×16	BOLT	2
20	10009397	毛毡	FILTER	1
21	10009378	盖板	COVER	1
22	10009379	螺钉M2.5×4.8	SCREW	1
23	*	上弯针	UPPER LOOPER	1
24	10009352	螺钉SM9/64"×40	SCREW	1
25	10012322	给油销	PIN	1
26	10009826	φ4钢球	PLUG	1
27	10009074	螺钉M4×4	SCREW	1
28	10009353	螺钉M2.5×7	SCREW	1
29	10033786	上弯针轴后轴套	SHAFT SLEEVE	1
30	10033787	上弯针轴前轴套	SHAFT SLEEVE	1
		*: 参看专用件表/see the guage list		

8. 下弯针传动机构/LOWER LOOPER DRIVE MECHANISM



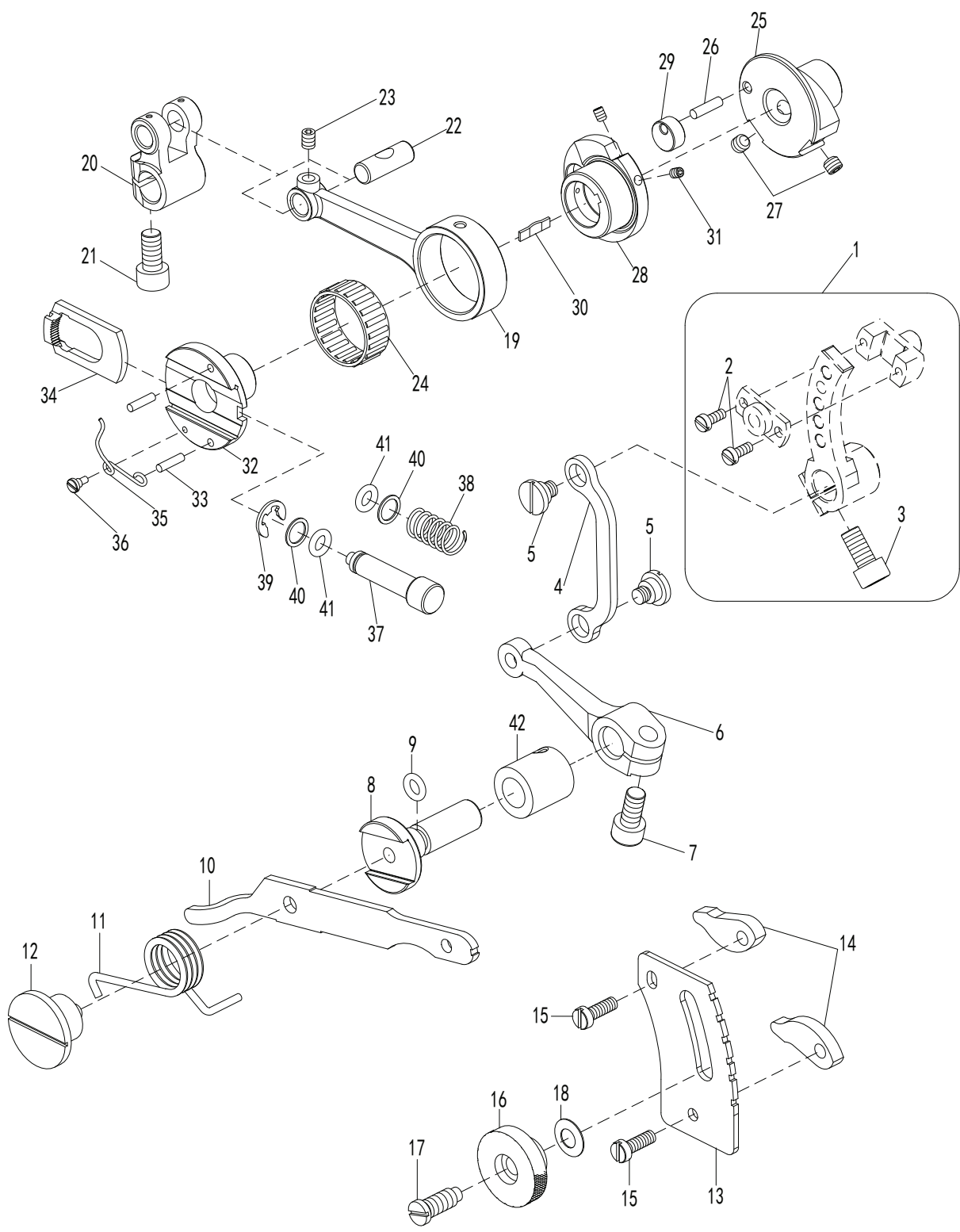
8. 下弯针机构

LOWER LOOPER DRIVE MECHANISM

序号 No.	件号 Pars No.	名称	Description	数量 Number
1	10027700	上弯针传动连杆组件	ROD HOLDER	1
2	10009103	螺钉M4×16	SCREW	4
3	10009111	挡圈 $\phi 12 \times \phi 19.6 \times 1.5$	GUIDE	2
4	10004358	下弯针球曲柄（4线）	CRANK (4 THREADS)	1
	10002662	下弯针球曲柄（3线）	CRANK (3 THREADS)	1
5	10009163	螺钉M6×0.75×9.2	SCREW	2
6	10002663	下弯针球曲柄	CRANK	1
7	10009163	螺钉M6×0.75×9.2	SCREW	2
8	10034609	上弯针轴	SHAFT	1
9	10033711	垫圈 $\phi 5.2 \times \phi 14.5 \times 2$	WASHER	1
10	10009349	螺钉M5×9.8	SCREW	1
11	10005537	5垫圈	SPRING WASHER	1
12	10009399	油封 $\phi 10 \times \phi 19 \times 4$	OIL SEAL	1
13	10002929	下弯针架组件	LOWER LOOPER HOLDER	1
14	10002956	销 $\phi 3.5 \times 7$	PIN	1
15	10009480	销 $\phi 2 \times 7.5$	PIN	1
16	10009245	螺钉M6×0.75×12	BOLT	1
17	*	下弯针	LOWER LOOPER	1
18	10009601	螺钉SM9/64"×40	SCREW	1
19	10033788	下弯针轴后轴套	SHAFT SLEEVE	1
20	10033787	下弯针轴前轴套	SHAFT SLEEVE	1

*:参看专用件表/see the guage list

9. 送布机构(1)/FEED MECHANISM(1)

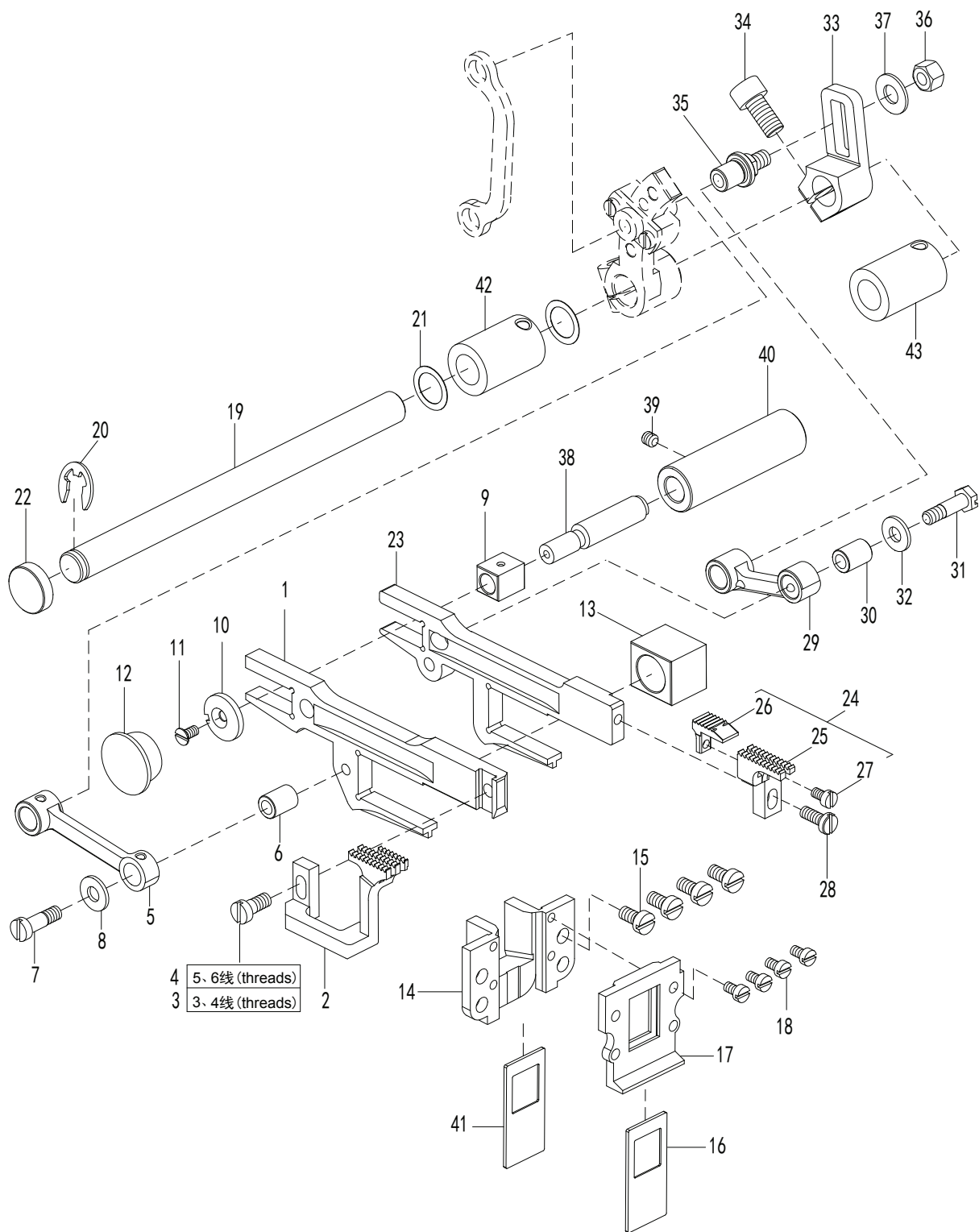


9. 送布机构(1)

FEED MECHANISM(1)

序号 No.	件号 Pars No.	称 名	Description	数量 Number
1	10033785	差动调节右曲柄组件	CRANK ASSEMBLY	1
2	10009625	螺钉M3×7.5	SCREW	2
3	10009164	螺钉M6×0.75×12	BOLT	1
4	10009605	差动调节连杆	DIFFERENTIAL FEED ROD	1
5	10009624	螺钉M5×4	SCREW	2
6	10009607	差动调节左曲柄	LEVER	1
7	10009164	螺钉M6×0.75×12	BOLT	1
8	10034607	差动调节轴	SHAFT	1
9	10009608	O形圈	O RING	1
10	10033713	调节杆	LEVER	1
11	10009563	弹簧	SPRING	1
12	10009558	螺钉	LEVER	1
13	10033715	调节指示板	REGULATOR PLATE	1
14	10033714	限位片	STOPPER	2
15	10009037	螺钉M4×12	SCREW	2
16	10009565	螺母M6×0.75	NUT	1
17	10009562	螺钉	SCREW	1
18	10009564	垫圈	SPRING WASHER	1
19	10002886	滚针轴承连杆	ROD	1
20	10009260	送布曲柄	CRANK	1
21	10009164	螺钉M6×0.75×12	BOLT	1
22	10034610	销 $\phi 7 \times 20$	PIN	1
23	10009109	螺钉M4×6	SCREW	1
24	10002888	轴承	NEEDLE BEARING	1
25	10003217	针距调节偏心轮片	REGULATOR	1
26	10003219	销 $\phi 3 \times 12$	PIN	1
27	10012162	螺钉M5×5	SCREW	2
28	10009327	送布偏心轮	ECCENTRIC	1
29	10003218	送布偏心轮导轮	GUIDE	1
30	10009326	弹簧	FLAT SPRING	1
31	10013019	螺钉M3×4	SCREW	2
32	10002885	针距调节凸轮	ECCENTRIC	1
33	10009298	销 $\phi 2.5 \times 10$	SPRING PIN	2
34	10002889	内齿锁紧块	RATCHET	1
35	10002887	弹簧	SPRING	1
36	10002890	螺钉	SCREW	1
37	10009258	按钮轴	PUSH BUTTON	1
38	10009262	弹簧	SPRING	1
39	10009654	6挡圈	RING	1
40	10009257	垫圈 $\phi 7.2 \times \phi 9.5 \times 0.5$	WASHER	2
41	10009261	O形圈	O RING	2
42	10009426	差动轴轴套	SHAFT SLEEVE	1

10. 送布机构 (2) / FEED MECHANISM (2)

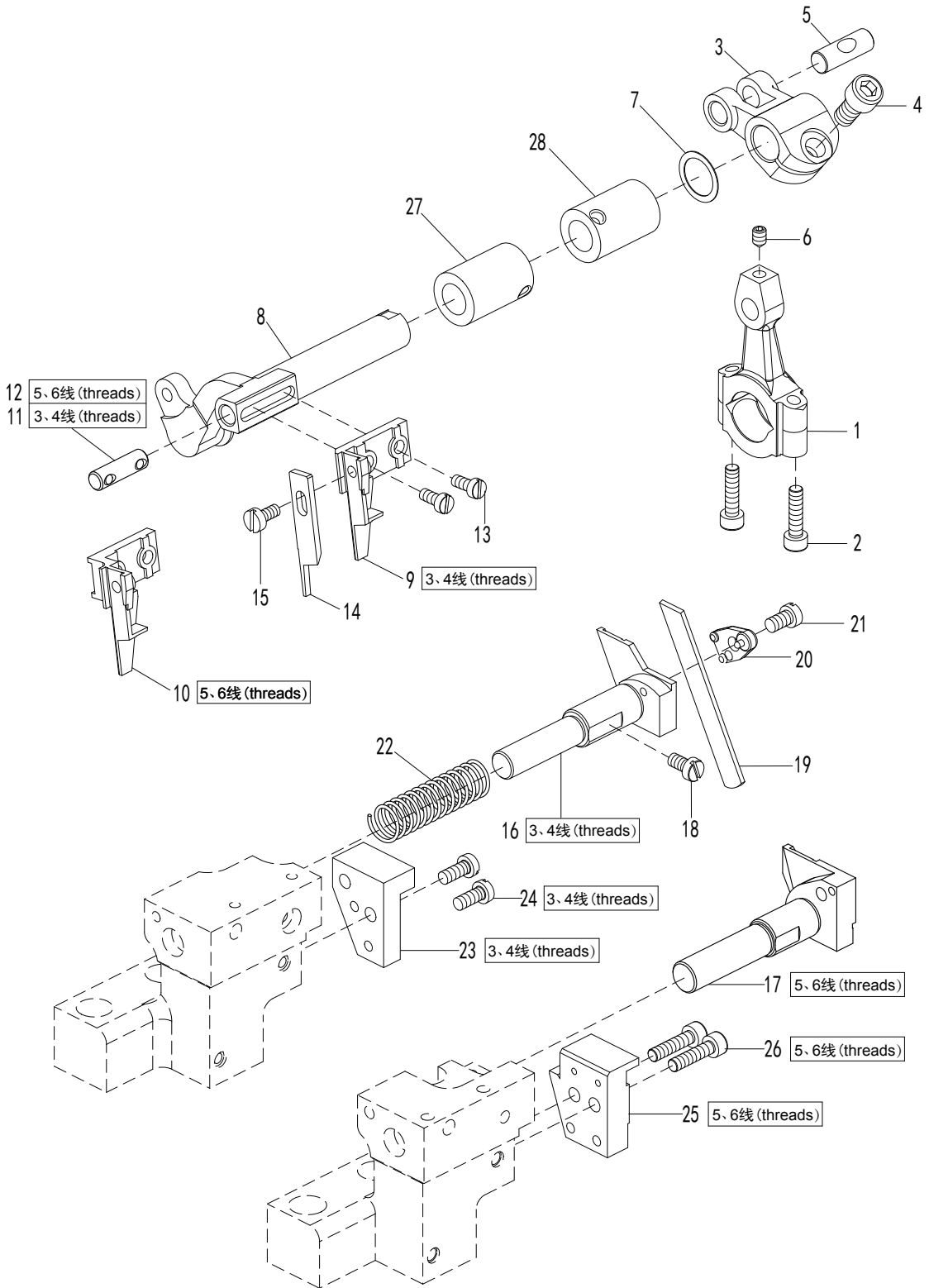


10. 送布机构(2)

FEED MECHANISM(2)

序号 No.	件号 Pars No.	称 名	Description	数量 Number
1	10009631	差动牙架	DIFFERENTIAL FEED BAR	1
2	*	差动送料牙	DIFFERENTIAL FEED DOG	1
3	10009586	螺钉SM9/64"×40	SCREW	1
4	10009601	螺钉SM9/64"×40	SCREW	1
5	10009630	差动送料连杆	DIFFERENTIAL FEED LINK	1
6	10009569	连杆销套	BUSHING	1
7	10009573	螺钉SM11/64"×40	SCREW	1
8	10009571	垫圈 $\phi 5 \times \phi 11.2 \times 1.2$	WASHER	1
9	10009633	方型滑块	BLOCK	1
10	10009627	垫圈	WASHER	1
11	10009626	螺钉M3×4.35	SCREW	1
12	10009576	$\phi 16$ 橡胶塞	PLUG	1
13	10009629	抬牙滑块	FEED BAR LIFT	1
14	10042959	牙架导板	FEED BAR GUIDE	1
15	10010595	螺钉M4×7.5	SCREW	4
16	10042960	内油封	OIL SHIELD	2
17	10042958	油封架	GUIDE	1
18	10009597	螺钉M3×5	SCREW	4
19	10034608	送布轴	SHAFT	1
20	10009239	挡圈 $\phi 7 \times \phi 14 \times 0.8$	RING	1
21	10009232	垫圈 $\phi 10.2 \times \phi 14.4 \times 0.2$	WASHER	2
22	10010931	$\phi 13 \times \phi 15 \times 5$ 油封	PLUG	1
23	10009567	送布牙架A	MAIN FEED BAR	1
24	*	主送料牙组件	MAIN FEED DOG ASSEMBLY	1
25	*	主送料牙主体	MAIN FEED DOG	1
26	*	辅助送料牙	ASSISTANT FEED DOG	1
27	10010555	螺钉M3×5.5	SCREW	1
28	10009586	螺钉SM9/64"×40	SCREW	1
29	10009568	送料连杆	MAIN FEED LINK	1
30	10009569	连杆销套	BUSHING	1
31	10009573	螺钉SM11/64"×40	SCREW	1
32	10009571	垫圈 $\phi 5 \times \phi 211.2 \times 1.2$	WASHER	1
33	10009574	方口曲柄	CRANK	1
34	10009164	螺钉M6×0.75×12	BOLT	1
35	10009570	销	PIN	1
36	10009467	螺母M5	NUT	1
37	10012393	垫圈 $\phi 6.2 \times \phi 13 \times 1$	WASHER	1
38	10034606	偏心轴	ECCENTRIC PIN	1
39	10009074	螺钉M4×4	SCREW	1
40	10034614	轴套	BUSHING	1
41	10042961	外油封	OIL SHIELD	1
42	10033790	送布轴后轴套	SHAFT SLEEVE	1
43	10033789	送布轴前轴套	SHAFT SLEEVE	1

11. 切布机构/KNIFE DRIVE MECHANISM



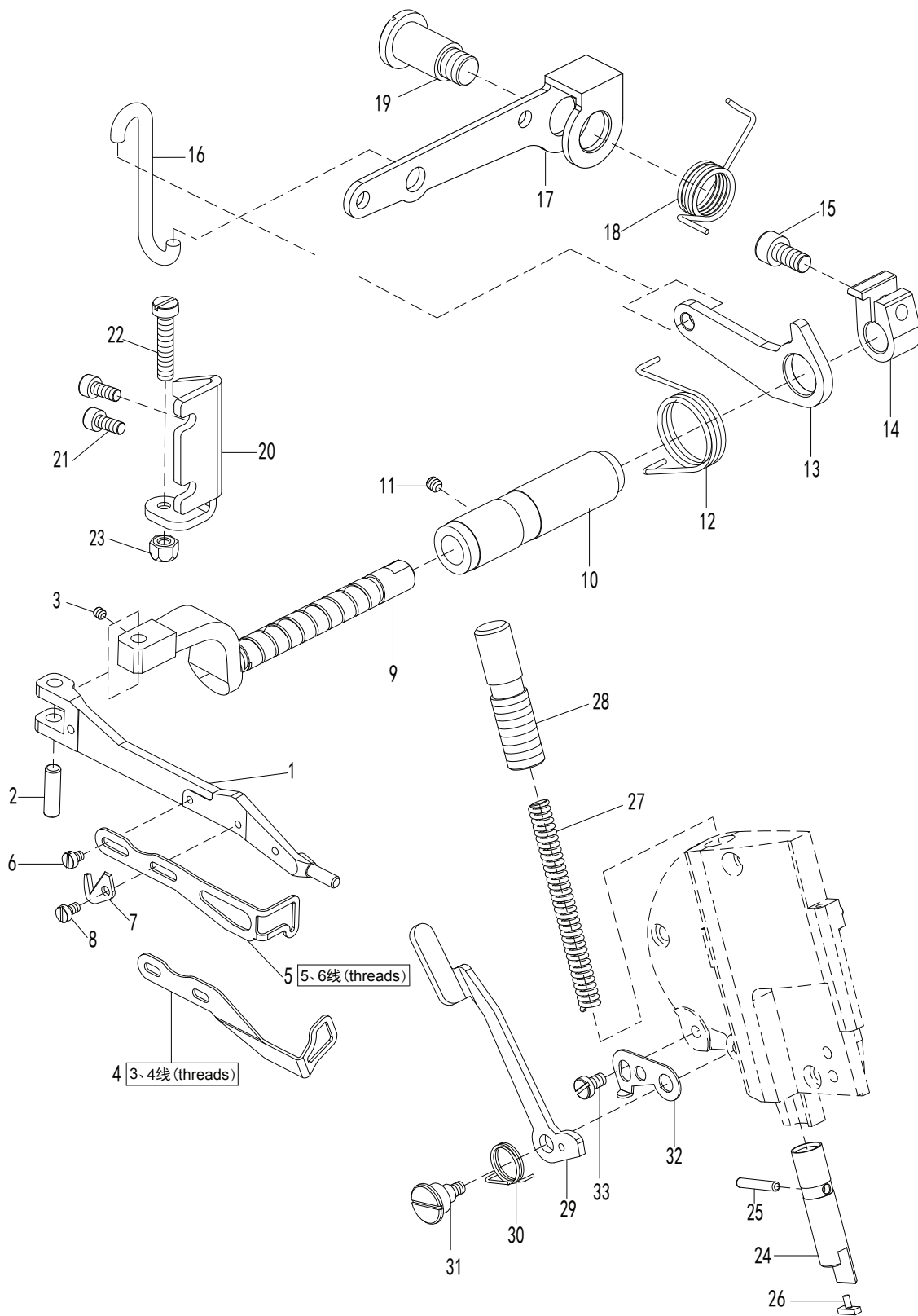
11. 切布机构

KNIFE DRIVE MECHANISM

序号 No.	件号 Pars No.	称 名	Description	数量 Number
1	10002664	上刀传动连杆组件	ROD	1
2	10009103	螺钉M4×16	SCREW	2
3	10009110	上刀曲柄	CRANK	1
4	10009164	螺钉M6×0.75×12	SCREW	1
5	10009165	销 φ7×20	PIN	1
6	10009109	螺钉M4×6	SCREW	1
7	10009709	垫圈 φ12.2×φ16.2×0.3	WASHER	1
8	10039022	上刀轴	UPPER BLADE LEVER	1
9	10009488	上刀架	UPPER BLADE CLAMP	1
10	10009764	上刀架	UPPER BLADE CLAMP	1
11	10034620	销 φ6×19	PIN	1
12	10034611	销 φ6×20	PIN	1
13	10009115	螺钉M3.5×8	SCREW	2
14	*	上刀	UPPER BLADE	1
15	10009483	螺钉SM9/64"×40	SCREW	1
16	10009490	下刀架	LOWER BLADE HOLDER	1
17	10009773	下刀架	LOWER BLADE HOLDER	1
18	10010595	螺钉M4×7.5	SCREW	1
19	*	下刀	LOWER BLADE	1
20	10009485	下刀压板	LOWER BLADE CLAMP	1
21	10034620	螺钉SM11/64"×40	SCREW	1
22	10009746	φ11.5弹簧	SPRING	1
23	10034613	下刀架托板	GUIDE	1
24	10009104	螺钉M4×9.5	SCREW	2
25	10034626	针板座托	GUIDE	1
26	10009037	螺钉M4×12	SCREW	2
27	10033791	上刀轴右轴套	SHAFT SLEEVE	1
28	10033794	上刀轴左轴套	SHAFT SLEEVE	1

*:参看专用件表/see the guage list

12. 压脚机构(1)/PRESSER FOOT MECHANISM(1)



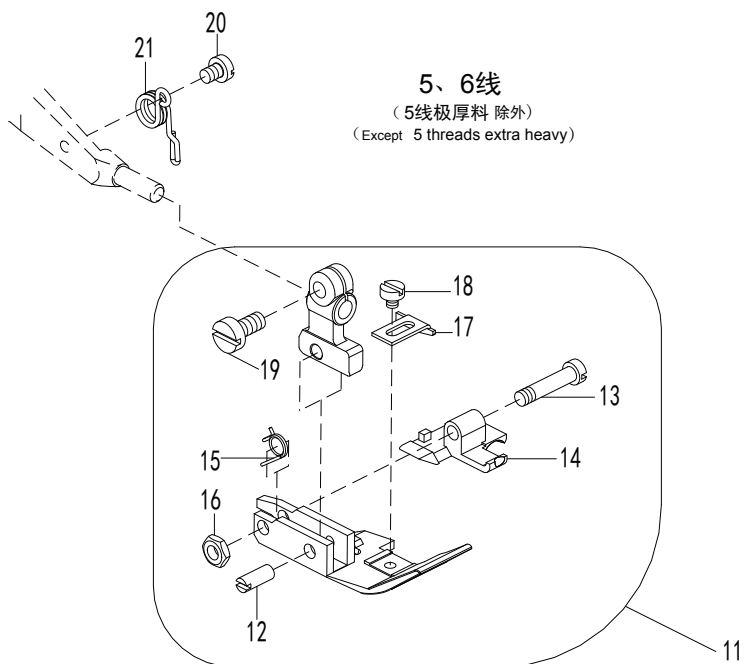
12. 压脚机构 (1)

PRESSER FOOT MECHANISM(1)

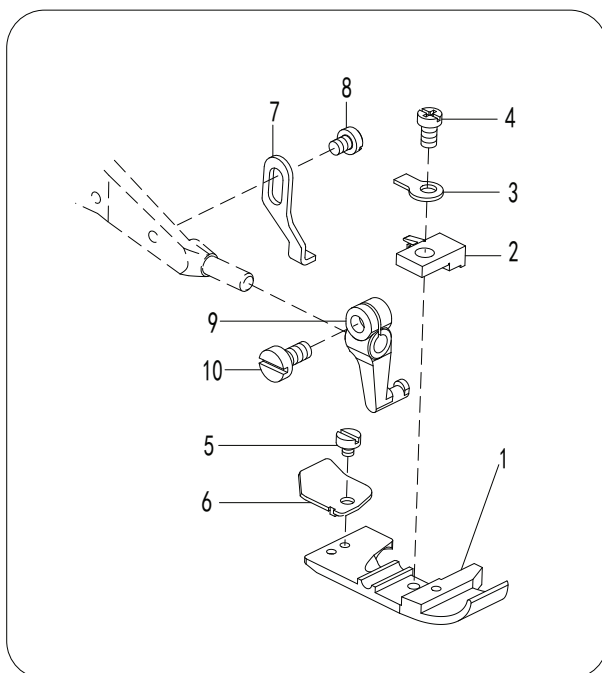
序号 No.	件号 Pars No.	名称	Description	数量 Number
1	10009315	压脚臂	PRESSER ARM	1
2	10009319	销 $\phi 5 \times 17.2$	PIN	1
3	10014216	螺钉 $M4 \times 0.5 \times 4$	SCREW	1
4	10033750	防护架	FINGER GUARD	1
5	10033724	防护架	FINGER GUARD	1
6	10009529	螺钉 $M3 \times 3.8$	SCREW	1
7	10009318	割线刀	CHAIN CUTTER	1
8	10009597	螺钉 $M3 \times 5$	SCREW	1
9	10039026	压脚轴	SHAFT	1
10	10034617	轴套	BUSHING	1
11	10009074	螺钉 $M4 \times 4$	SCREW	1
12	10012101	弹簧	SPRING	1
13	10033721	抬压脚连杆	LEVER	1
14	10034616	抬压脚曲柄	COLLAR	1
15	10009616	螺钉 $M6 \times 0.75 \times 14$	SCREW	1
16	10009622	抬压脚拉杆	LINK	1
17	10041532	抬压脚杠杆	FOOT LIFT	1
18	10009620	弹簧	SPRING	1
19	10009621	螺钉	SCREW	1
20	10042964	制动板	STOPPER	1
21	10009104	螺钉 $M4 \times 9.5$	SCREW	2
22	10009623	螺钉 $M5 \times 24$	SCREW	1
23	10009467	螺母 $M5$	NUT	1
24	10009554	压脚杆	PRESSER BAR	1
25	10002844	销 $\phi 3 \times 18$	SPRING PIN	1
26	10009454	塑料垫	PLASTIC MAT	1
27	10009557	弹簧	SPRING	1
28	10009581	螺钉	SCREW	1
29	10033719	压脚扳手	LEVER	1
30	10009473	弹簧	SPRING	1
31	10009474	螺钉	SCREW	1
32	10033720	挡板	STOPPER	1
33	10009556	螺钉 $M4 \times 7$	SCREW	1

*: 参看专用件表/see the guage list

13. 压脚机构(2)/PRESSER FOOT MECHANISM(2)



3、4线
 (倒回缝 除外)
 (Except reverse stitching)



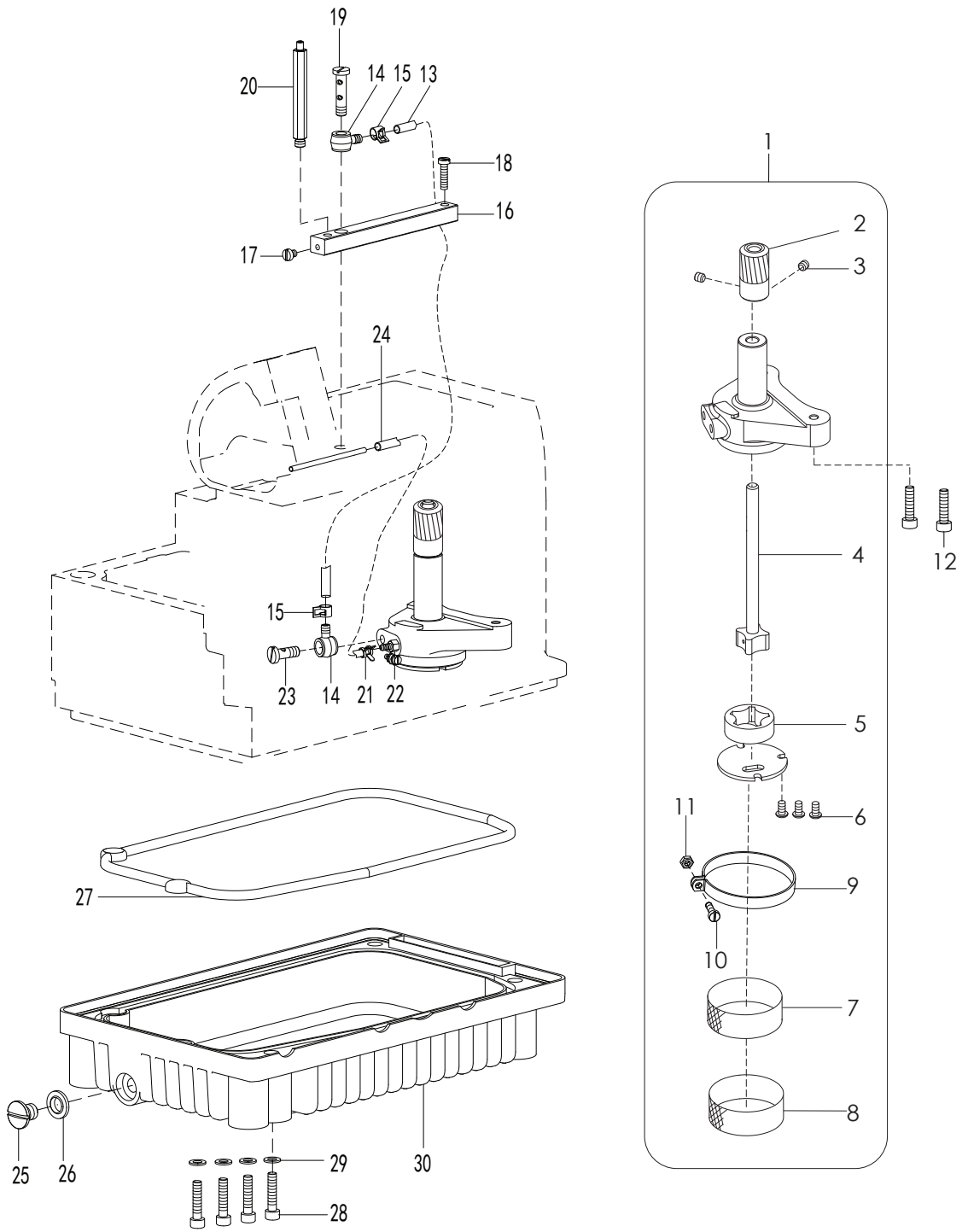
13. 压脚机构 (2)

PRESSER FOOT MECHANISM(2)

序号 No.	件号 Pars No.	名称	Description	数量 Number
1	*	压脚底板	PRESSER FOOT	1
2	*	压脚吐线舌	PRESSER FOOT FINGER	1
3	10003188	弹簧压板	SET PLATE	1
4	10003192	螺钉SM1/8"×44	SCREW	1
5	10003189	螺钉SM3/32"×56	SCREW	1
6	10003190	压脚辅助板	AUXILIARY	1
7	10033751	压脚限位板	REGULATOR	1
8	10009529	螺钉M3×3.8	SCREW	1
9	10002850	压脚连接柄	BRACKET	1
10	10009580	螺钉SM9/64"×40	SCREW	1
11	*	压脚组件	PRESSER FOOT ASSEMBLY	1
12	10003268	销Φ3.18×8	PIN	1
13	10003272	螺钉SM1/8"×44	SCREW	1
14	10004170	压脚后底	AFTER FLOOR	1
15	10002757	弹簧	SPRING	1
16	10002759	螺钉SM1/8"×44	NUT	1
17	10003270	挡板	FABRIC GUIDE	1
18	10003189	螺钉SM3/32"×56	SCREW	1
19	10009580	螺钉SM9/64"×40	SCREW	1
20	10009529	螺钉M3×3.8	SCREW	1
21	10009651	弹簧	SPRING	1

*: 参看专用件表/see the guage list

14. 润滑机构 / LUBRICATION MECHANISM



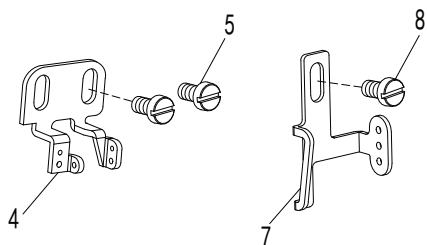
14. 润滑机构

LUBRICATION MECHANISM

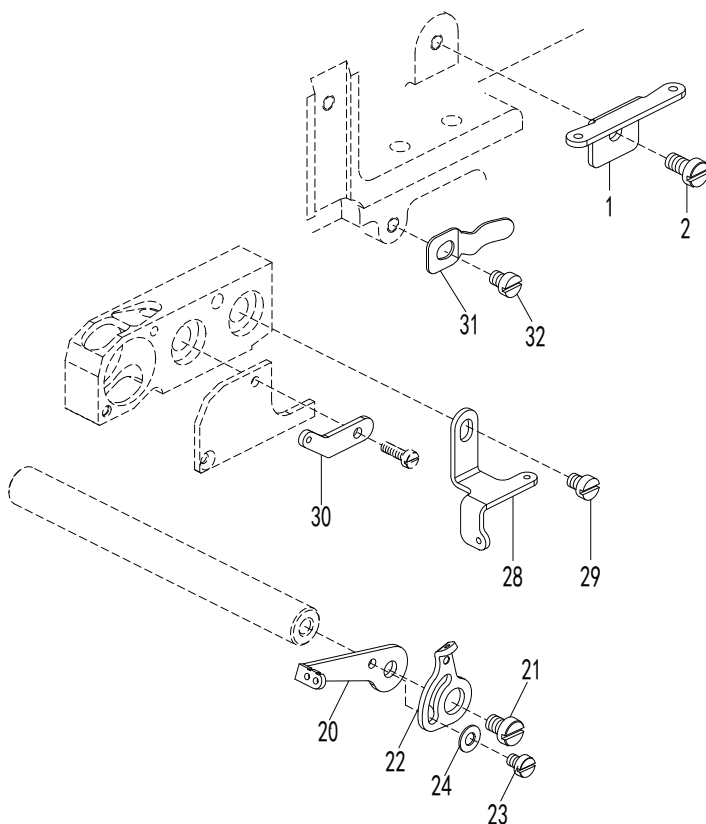
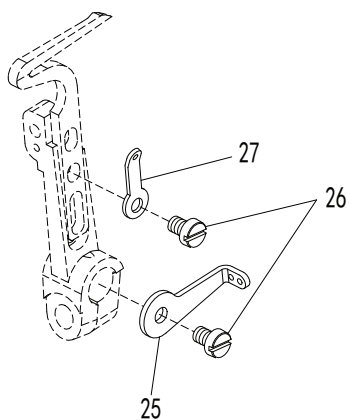
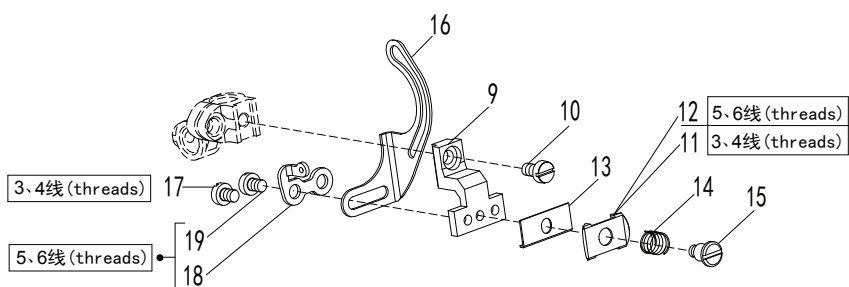
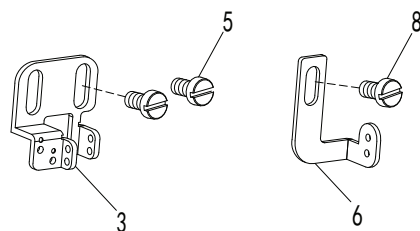
序号 No.	件号 Pars No.	名称	Description	数量 Number
1	10033774	油泵组件	PUMP ASSEMBLY	1
2	10003175	斜齿轮	WORM WHEEL	1
3	10012162	螺钉M5×5	SCREW	1
4	10003174	油泵轴组件	SHAFT	1
5	10003197	油泵外转子	OUTSIDE ROTOR	1
6	10009589	螺钉M3.5×6	SCREW	3
7	10003201	内过滤网	INSIDE FILTER	1
8	10003199	外过滤网	OUTSIDE FILTER	1
9	10003200	紧固圈	CLAMP	1
10	10003203	螺钉M3×9.5	SCREW	1
11	10003025	螺母M3	NUT	1
12	10009103	螺钉M4×16	BOLT	2
13	10007796	油管φ4×φ6	OIL TUBE	1 (220mm)
14	10009588	塑料接头	JOINT	2
15	10011471	进油短油管夹	CLAMP	2
16	10009593	油分配器	OIL DISTRIBUTOR	1
17	10009595	螺钉M4×4.5	SCREW	1
18	10009075	螺钉M4×16	SCREW	1
19	10009590	螺钉接头	JOINT SCREW	1
20	10009594	喷油螺钉	SCREW	1
21	10009496	油管夹	CLAMP	1
22	10009591	螺钉接头	JOINT SCREW	1
23	10009592	螺钉接头	JOINT SCREW	1
24	10007793	油管φ2.8×φ5	OIL TUBE	1 (240mm)
25	10009264	螺钉SM3/8"×28	SCREW	1
26	10009263	垫圈组件	WASHER ASSEMBLY	1
27	10047350	油盘密封垫	GASKET	1
28	10014210	螺钉M5×12	SCREW	4
29	10045821	5垫圈	WASHER	4
30	10033771	油盘	OIL RESERVOIR	1
		*:参看专用件表/see the guage list		

15. 过线、打线部件机构 / THREAD GUIDE & THREAD TAKE-UP MECHANISM

5、6线
5 or 6 threads



3、4线
3 or 4 threads



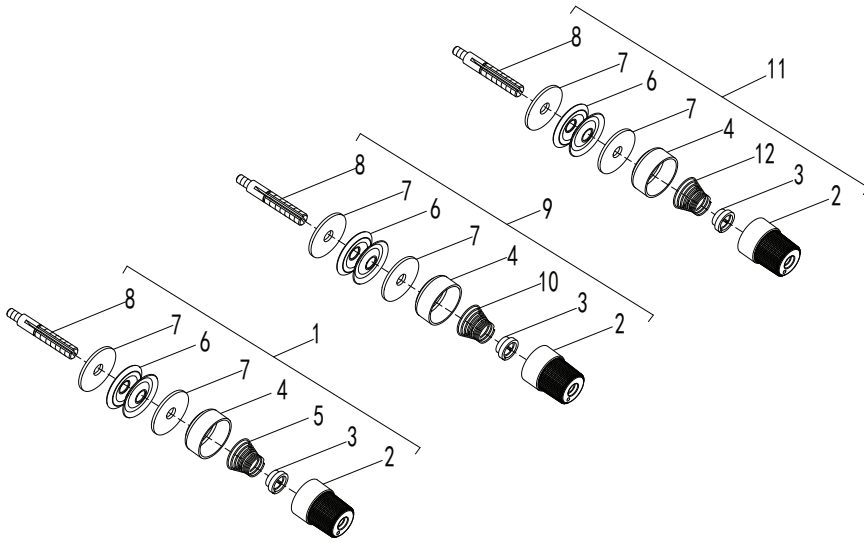
15. 过线、打线机构部件

THREAD GUIDE AND THREAD TAKEUP

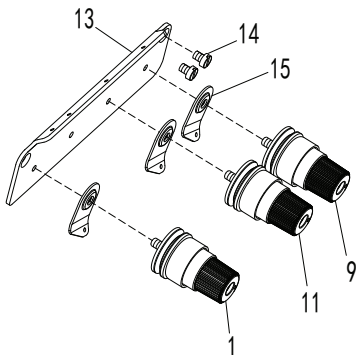
序号 No.	件号 Pars No.	名称	Description	数量 Number
1	10033726	弯针上过线板	THREAD GUIDE	1
2	10010595	螺钉M4×7.5	SCREW	1
3	10033753	直针左过线架	NEEDLE THREAD GUIDE	1
4	10033732	直针左过线架	NEEDLE THREAD GUIDE	1
5	10010594	螺钉M4×7.5	SCREW	1
6	10033752	直针右过线架	NEEDLE THREAD GUIDE	1
7	10033725	直针右过线架	NEEDLE THREAD GUIDE	1
8	10010594	螺钉M4×7.5	SCREW	2
9	10009497	小夹线座	THREAD RETAINER	1
10	10010555	螺钉M3×5.5	SCREW	1
11	10009522	夹线板	THREAD RETAINER	1
12	10009525	夹线板	THREAD RETAINER	1
13	10010608	夹线板	GUIDE	1
14	10009500	弹簧 $\phi 5.2-0.3$	SPRING	1
15	10009501	螺钉	SCREW	1
16	10012262	挺线架	NEEDLE THREAD TAKE-UP	1
17	10009521	螺钉	SCREW	2
18	10010606	链直针过线板	THREAD GUIDE	1
19	10010607	螺钉M3×3.7	SCREW	2
20	10033729	上弯针轴内过线板	THREAD TAKE-UP	1
21	10010595	螺钉M4×7.5	SCREW	1
22	10033728	上弯针轴外过线板	THREAD TAKE-UP	1
23	10009529	螺钉M3×3.8	SCREW	1
24	10009599	垫圈 $\phi 3.4 \times \phi 7 \times 0.5$	WSHER	1
25	10033730	下弯针轴过线板	THREAD TAKE-UP	1
26	10010595	螺钉M4×7.5	SCREW	1
27	10033731	下弯针过线板	THREAD GUIDE	1
28	10033727	弯针下过线板	THREAD GUIDE	1
29	10010554	螺钉M4×5.5	SCREW	1
30	10009421	上弯针过线板	THREAD GUIDE	1
31	10033682	弹簧板	SPRING PLATE	1
32	10010595	螺钉M4×7.5	SCREW	1

*:参看专用件表/see the gauge list

16. 线张力调节机构/THREAD TENSION MECHANISM



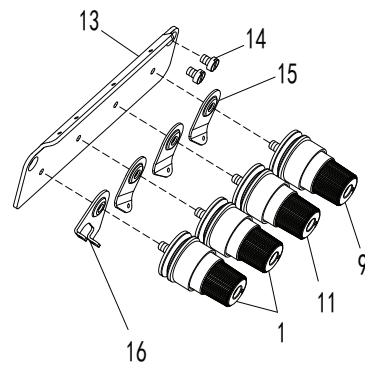
3线 (3 threads)



4、5线 (4、5 threads)

(4线倒回缝 除外)

(Except 4 threads reverse stitching)

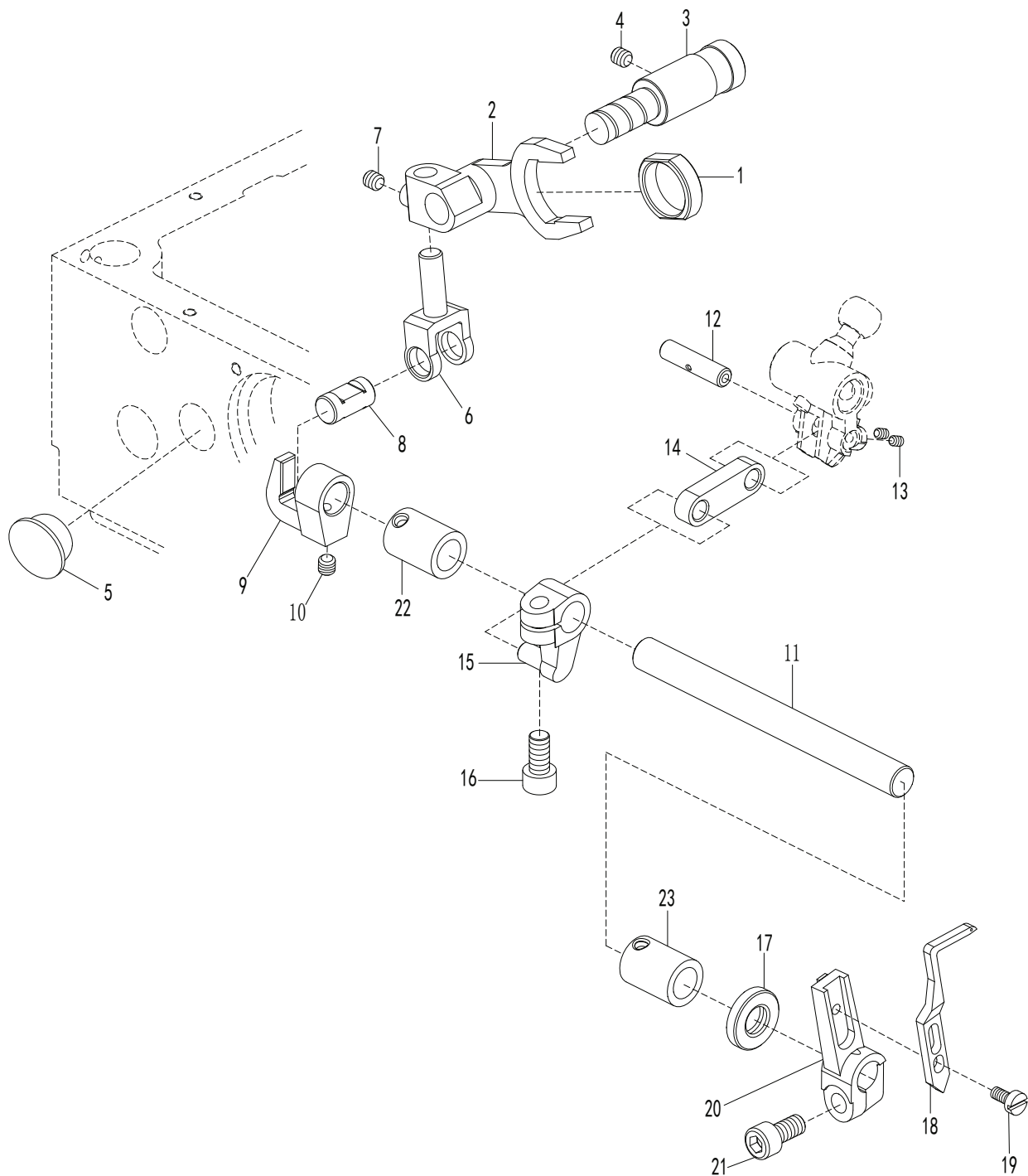


16. 线张力调节机构

THREAD TENSION MECHANISM

序号 No.	件号 Pars No.	名称	Description	数量 Number
1	10039507	直针夹线器组件 ☆	THREAD TENSION ASSEMBLY	1
2	10006875	夹线螺母	NUT	1
3	10003111	防松垫	RATCHET	1
4	10006877	夹线碗	CUP	1
5	10009534	弹簧	SPRING	1
6	10003116	夹线盘	TENSION DISC	2
7	10009010	布垫	FELT	1
8	10003112	螺钉	SCREW STUD	1
9	10039509	下弯针夹线器组件 ☆	THREAD TENSION ASSEMBLY	1
10	10009533	弹簧	SPRING	1
11	10039508	上弯针夹线器组件 ☆	THREAD TENSION ASSEMBLY	1
12	10009532	弹簧	SPRING	1
13	10003109	夹线器座	THREAD GUIDE	1
14	10009290	螺钉M4×5	SCREW	2
15	10003115	过线板	THREAD GUIDE	3
16	10004185	二孔过线板	THREAD GUIDE	1
*: 参看专用件表/see the guage list				

17. 链弯针机构(1)/CHAINSTITCH LOOPR FRAME (1)



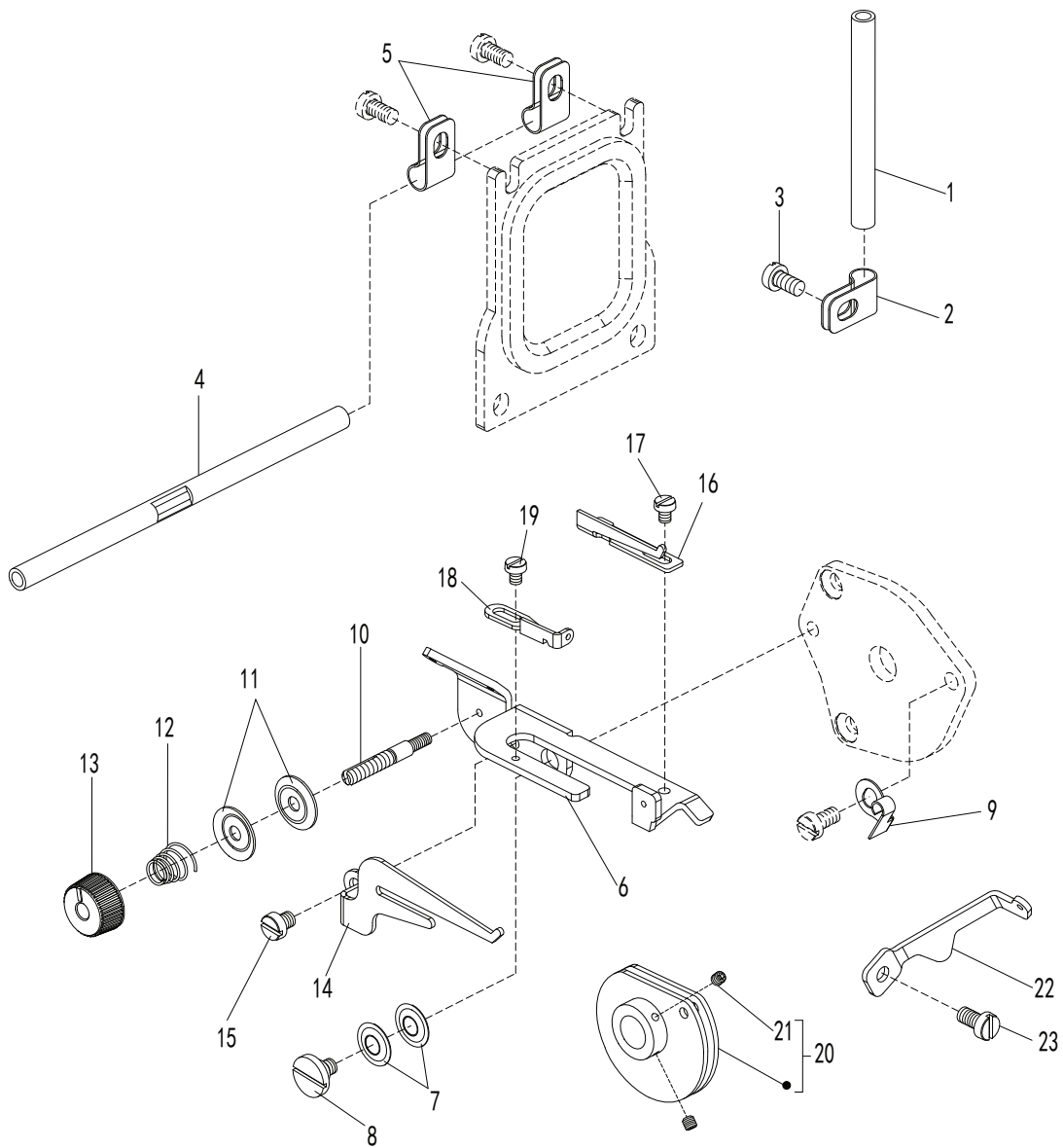
17. 链缝机构 (1)

CHAINSTITCH LOOPER MECHANISM (1)

序号 No.	件号 Pars No.	称 名	Description	数量 Number
1	10009863	拨叉滑块	BLOCK	1
2	10009862	链弯拨叉	LEVER	1
3	10034622	拨叉轴	SHAFT	1
4	10012162	螺钉M5×5	SCREW	1
5	10009576	φ16橡胶塞	PLUG	1
6	10009697	推移调节杆	PIN	1
7	10012162	螺钉M5×5	SCREW	1
8	10034624	调节杆轴	SHAFT	1
9	10009603	摆动叉	HOLDER	1
10	10012162	螺钉M5×5	SCREW	1
11	10034623	链弯针轴	SHAFT	1
12	10009132	销 φ6×25	PIN	1
13	10013019	螺钉M3×4	SCREW	2
14	10009116	链弯针连杆	LINK	1
15	10009540	链弯摆动曲柄	CRANK	1
16	10009164	螺钉M6×0.75×12	BOLT	1
17	10032288	油封 φ10×φ19×4	OIL SEAL	1
18	*	链弯针	CHAINSTITCH LOOPER	1
19	10009325	螺钉SM9/64"×40	SCREW	1
20	10009584	链弯针架	LOOPER HOLDER	1
21	10009245	螺钉M6×0.75×12	BOLT	1
22	10033793	链弯针轴后轴套	SHAFT SLEEVE	1
23	10033793	链弯针轴前轴套	SHAFT SLEEVE	1

*: 参看专用件表/see the guage list

18. 链弯针机构(2)/CHAINSTITCH LOOPR FRAME (2)



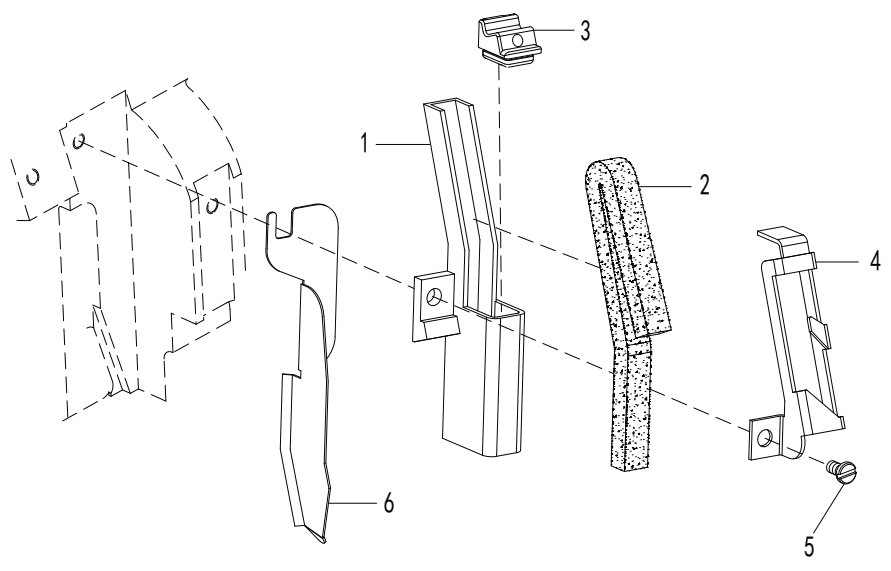
18. 链缝机构 (2)

CHAINSTITCH LOOPER MECHANISM(2)

序号 No.	件号 Pars No.	名称	Description	数量 Number
1	10033698	链弯竖过线管	THREAD GUIDE PIPE	1
2	10033733	过线管夹簧	BRACKET	1
3	10010594	螺钉M4×7.5	SCREW	1
4	10033762	链弯横过线管	THREAD GUIDE PIPE	1
5	10033733	过线管夹簧	BRACKET	2
6	10033734	夹线架	BRACKET	1
7	10010556	螺钉	SCREW	1
8	10010596	垫圈	WASHER	2
9	10010602	弹簧	FLAT SPRING	1
10	10010610	螺钉M3×2.4+M4×15	SCREW	1
11	10033735	夹线板	TENSION DISC	2
12	10033738	弹簧	SPRING	1
13	10033737	夹线螺母	KNOB	1
14	10033740	打线架	THREAD GUIDE	1
15	10004171	螺钉M4×4.5	SCREW	1
16	10033735	过线板	THREAD GUIDE	1
17	10009529	螺钉M3×3.8	SCREW	1
18	10033736	过线架	THREAD GUIDE	1
19	10009529	螺钉M3×3.8	SCREW	1
20	10010664	打线凸轮组件	LOOPER THREAD TAKE-	1
21	10010196	螺钉M3×3	SCREW	2
22	10033741	链弯前过线板	THREAD GUIDE	1
23	10010595	螺钉M4×7.5	SCREW	1

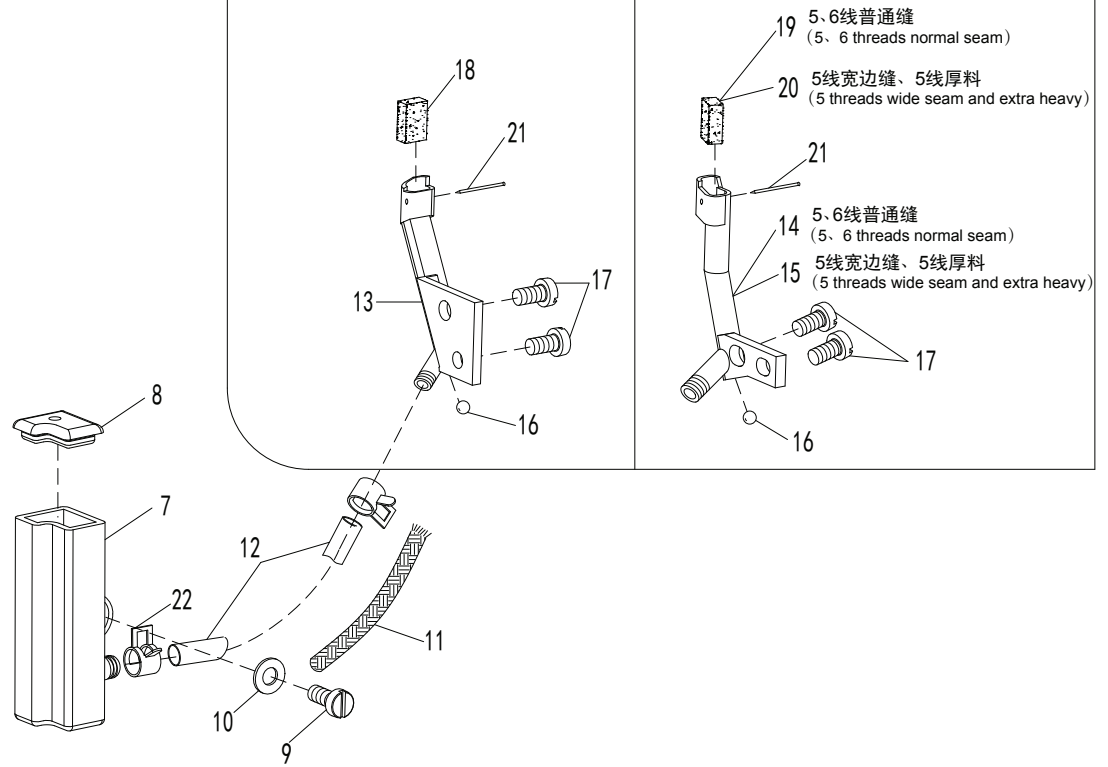
*: 参看专用件表/see the guage list

19. H·R. 装置 / H·R. DEVICE



3、4线 (3、4 threads)

5、6线 (5、6 threads)

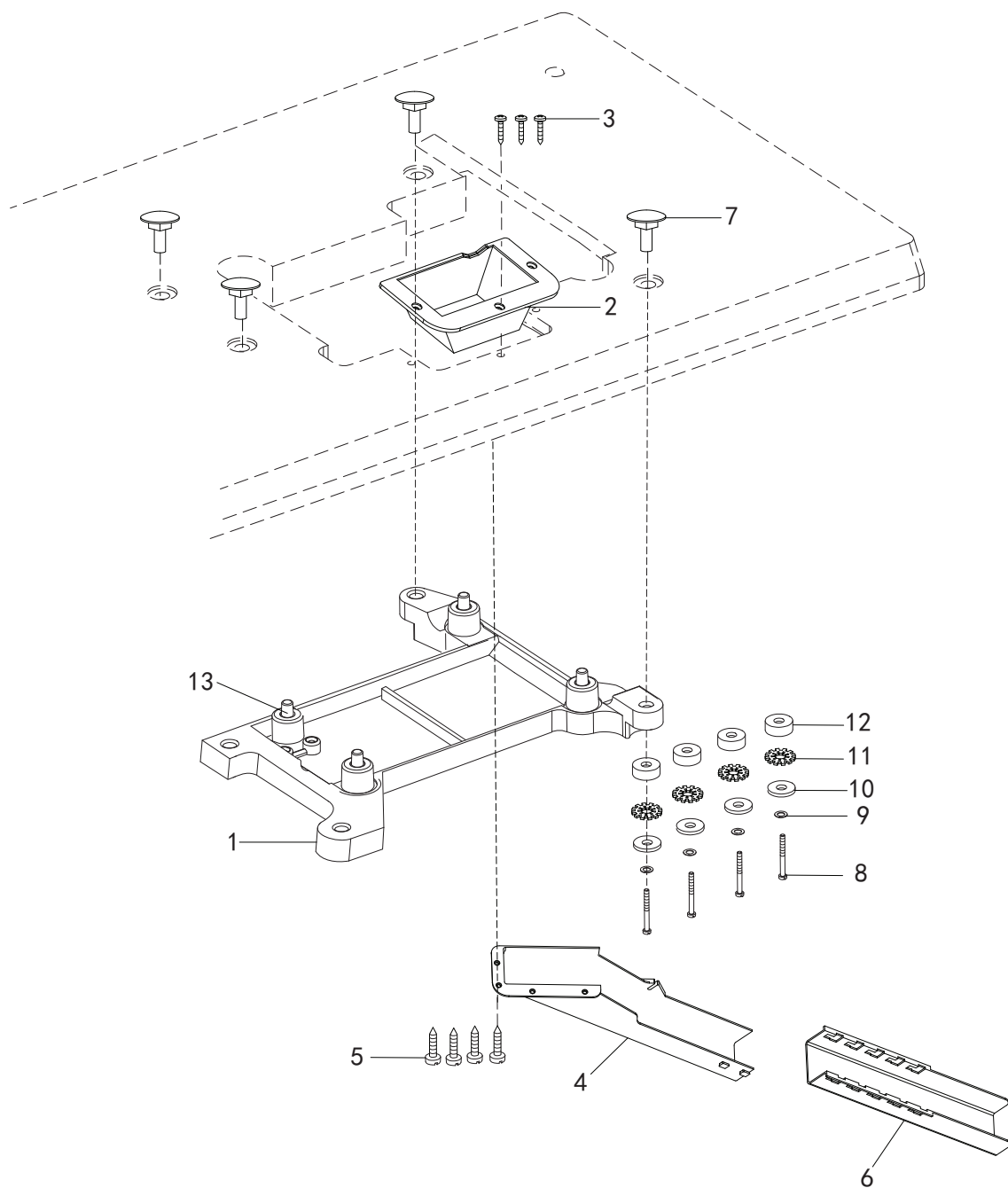


19. H. R. 装置

H. R. DEVICE

序号 No.	件号 Pars No.	名称	Description	数量 Number
1	10033763	上硅油盒	UPPER OIL BOX	1
2	10009330	毛毡	FELT	1
3	10009635	盒盖	COVER	1
4	10033743	毛毡盖	FELT COVER	1
5	10009104	螺钉M4×9.5	SCREW	1
6	10033744	密封板	SEAL PLATE	1
7	10009493	硅油盒	OIL BOX	1
8	10009492	盒盖	COVER	1
9	10009104	螺钉M4×9.5	SCREW	1
10	10003083	4垫圈	WASHER	1
11	10008072	φ2油线	OIL WICK	1
12	10007796	油管φ4×φ6	OIL TUBE	1
13	10009498	硅油盒	SILICONE OIL BOX	1
14	10010471	硅油盒	SILICONE OIL BOX	1
15	10010473	硅油盒	SILICONE OIL BOX	1
16	10009826	φ4钢球	PLUG	1
17	10010595	M4×7.5螺钉	SCREW	2
18	10009494	油毡	OIL FELT	1
19	10010472	油毡	OIL FELT	1
20	10010474	毛毡	OIL FELT	1
21	70000122	大头针	PIN	1
22	10011471	进油短油管夹	CLAMP	2
*:参看专用件表/see the guage list				

20. 油盘托架 / OIL TANK MECHANISM

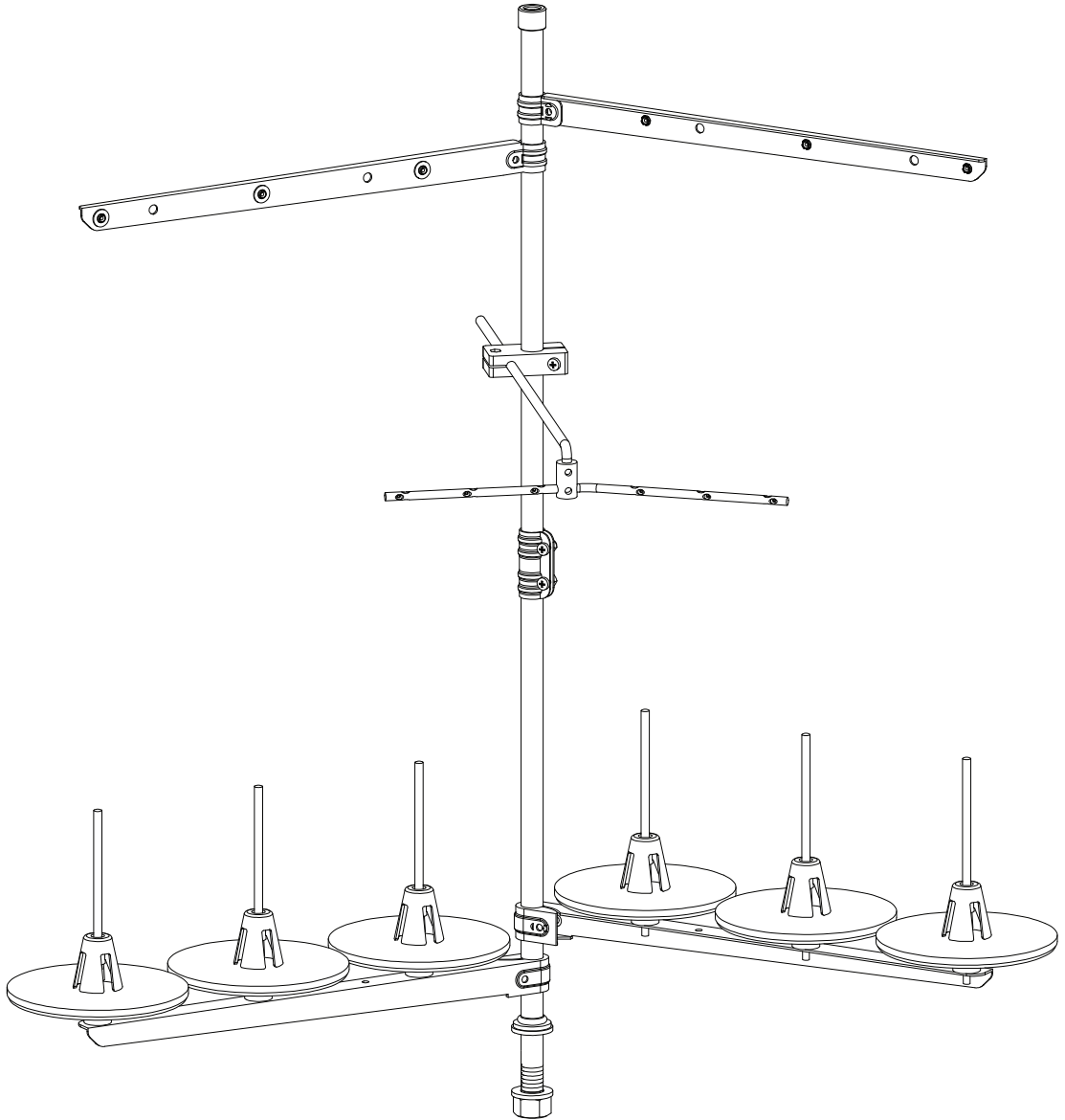


20. 油盘托架

OIL TANK BRACKET

序号 No.	件号 Pars No.	名称	Description	数量 Number
1	10033772	安装托板	MACHINE REST BOARD	1
2	10033756	下料口	WASTE CHUTE	1
3	10008197	螺钉ST4.2×16-C-H	SCREW	3
4	10033755	下料槽上节	WASTE CHUTE	1
5	10008197	螺钉ST4.2×16-C-H	SCREW	4
6	10033754	下料槽下节	WASTE CHUTE	1
7	10009596	螺套	NUT	4
8	10003106	螺钉M8×45	BOLT	4
9	10003331	垫圈	SPRING WASHER	4
10	10009272	垫圈 $\phi 9 \times \phi 24 \times 3$	WASHER	4
11	10009273	垫圈	WASHER	4
12	10009271	油盘安装橡胶垫	CUSHION RUBBER	4
13	10012469	机头垫组件	CUSHION RUBBER	4
*: 参看专用件表/see the guage list				

21. 线架 / THREAD STAND PARTS



21. 过线架

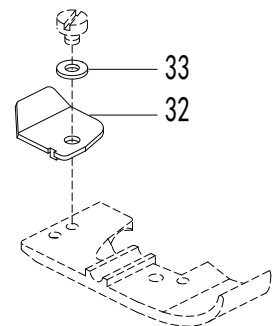
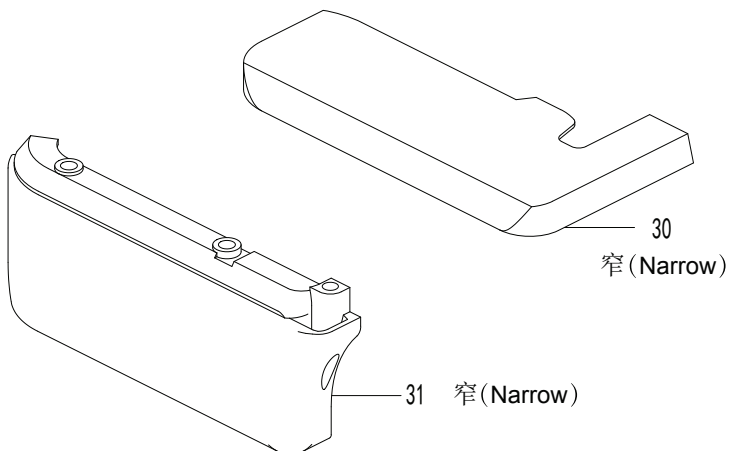
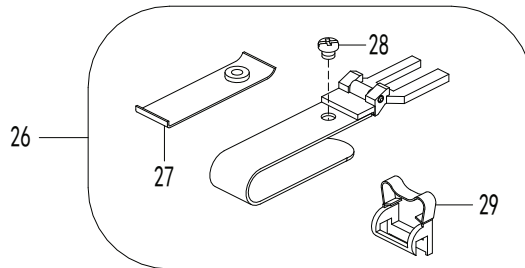
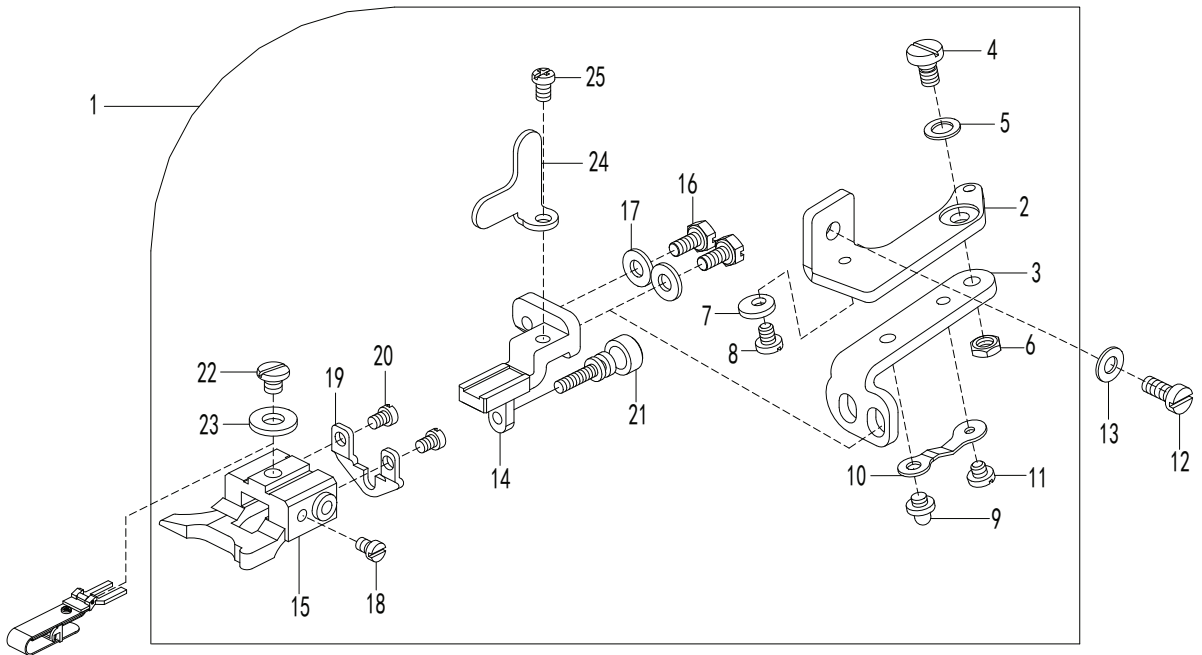
THREAD STAND

序号 No.	件号 Pars No.	名称	Description	数量 Number
1	10005969	六线线架部件	6-SPOOL THREAD STAND ASSEMBLY	1
2	10004956	五线线架部件	5-SPOOL THREAD STAND ASSEMBLY	1
3	10007906	四线线架部件	4-SPOOL THREAD STAND ASSEMBLY	1
4	10008015	三线线架部件	3-SPOOL THREAD STAND ASSEMBLY	1
*: 参看专用件表/see the guage list				

22. 专用部件 (1) / SPECIFIC PARTS (1)

卷边器 (Blind hemming)

3线暗缝 (3 threads blind seam)



22. 专用部件(1)

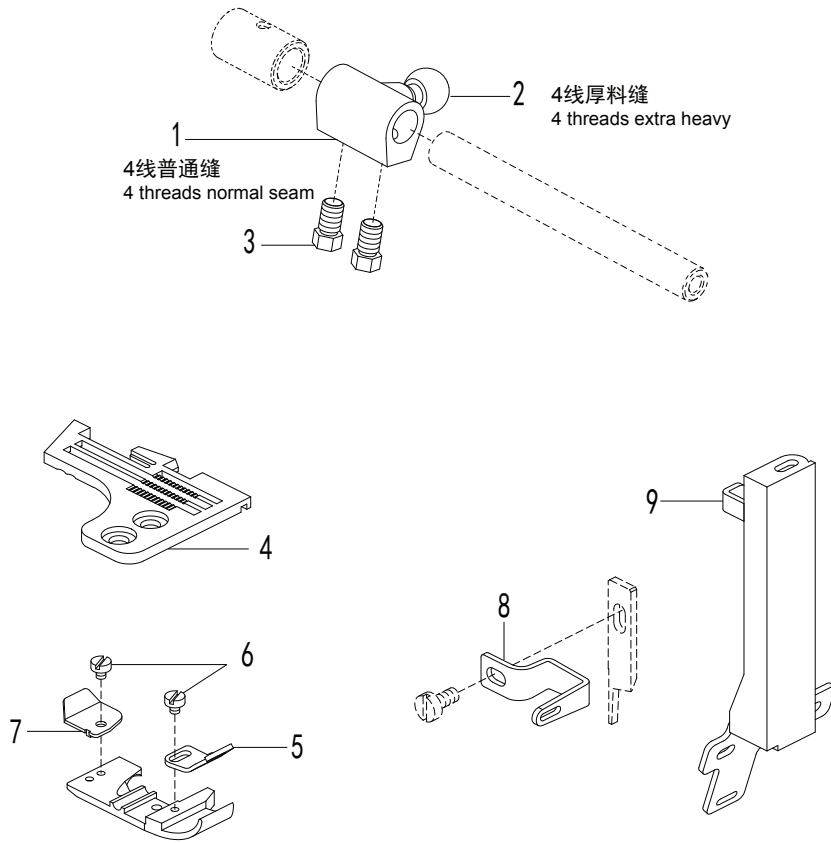
SPECIFIC PARTS(1)

序号 No.	件号 Pars No.	名称	Description	数量 Number
1	10010978	折边器组件	HEMMING ASSEMBLY	1
2	10004418	折边器固定板	BRACKET	1
3	10004423	中连接板	HINGE	1
4	10010968	中连接板螺钉	SCREW	1
5	10010963	垫圈 $\phi 5 \times \phi 9 \times 0.7$	SPRING WASHER	1
6	10004424	螺母SM11/64"×40	NUT	1
7	10004413	偏心垫	WASHER	1
8	10010970	螺钉SM9/64"×40	SCREW	1
9	10004422	弹簧板定位柱	PIN	1
10	10004411	弹簧板	FLAT SPRING	1
11	10010971	螺钉SM9/64"×40	SCREW	1
12	10009104	螺钉M4×9.5	SCREW	1
13	10002991	弹性垫圈	SPRING WASHER	1
14	10004415	前连接板	BRACKET	1
15	10004420	折边座	BRACKET	1
16	10010969	前连接板螺钉SM9/64"×40	SCREW	2
17	10004416	垫圈 $\phi 4 \times \phi 9.6 \times 1.2$	WASHER	2
18	10004414	螺钉SM1/8"×44	SCREW	1
19	10004412	折边座固定板	BRACKET	1
20	10010964	螺钉SM1/8"×44	SCREW	2
21	10010966	折边座调节螺钉SM1/8"×44	SCREW	1
22	10004421	螺钉SM11/64"×40	SCREW	1
23	10010967	垫圈 $\phi 5 \times \phi 11.8 \times 1.5$	WASHER	1
24	10004419	扳动板	ADJUSTING PLATE	1
25	10010965	螺钉SM9/64"×40	SCREW	1
26	10004417	折边嘴(组件)	FOLDER ASSEMBLY	1
27	10004429	折边上护板组件	AUXILIARY PLATE	1
28	10004443	螺钉SM1/8"×44(2.5)	SCREW	1
29	10004446	弹簧板	FLAT SPRING	1
30	10004124	大盖	CLOTH PLATE ASSEMBL	1
31	10010010	横盖	SIDE COVER	1
32	10004452	压脚辅助板	UNCURLER	1
33	10004450	垫圈	WASHER	1

*:参看专用件表/see the guage list

23. 专用部件 (2) / SPECIFIC PARTS (2)

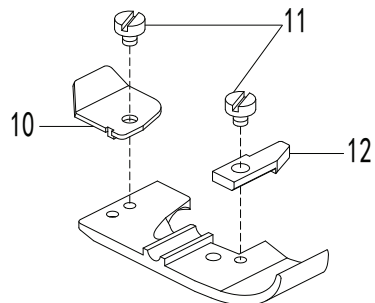
过带装置(Tape attaching)



卷边缝·平缝

(Turn down hemming , Plain seaming)

3线普通缝,3线窄边缝
3 threads normal or narrow seaming



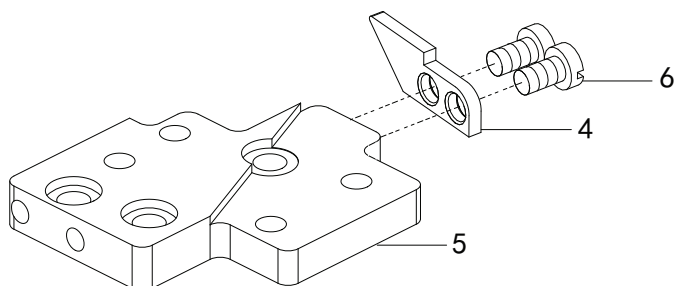
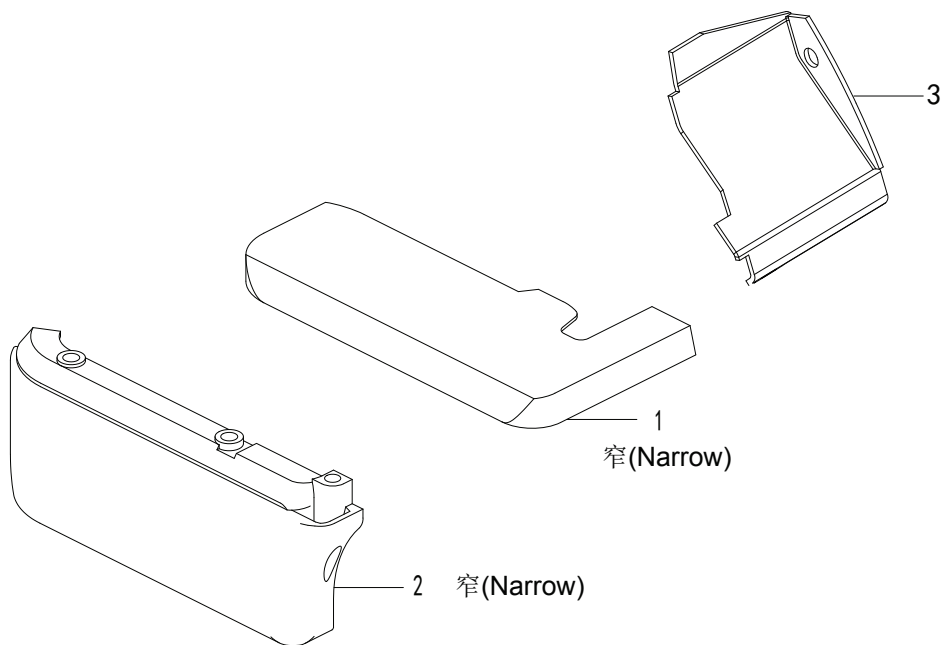
23. 专用部件 (2)

SPECIFIC PARTS (2)

序号 No.	件号 Pars No.	名称	Description	数量 Number
1	10002662	上弯针球曲柄	CRANK	1
2	10004358	上弯针球曲柄	CRANK	1
3	10009163	螺钉	BOLT	2
4	*	针板	NEEDLE PLATE	1
5	10004344	导向带	FABRIC GUARD	1
6	10004343	螺钉	SCREW	1
7	10003190	压脚辅助板	UNCURLER	1
8	10010870	中导带架	TAPE TAKE-UP	1
9	10010895	上导带架	TAPE GUIDE	1
10	10003190	压脚辅助板	UNCURLER	1
11	10003191	螺钉	SCREW	1
12	10003187	挡板	FABRIC GUARD	1
*: 参看专用件表/see the guage list				

24. 专用部件 (3) / SPECIFIC PARTS (3)

回针倒缝 (Back latching)



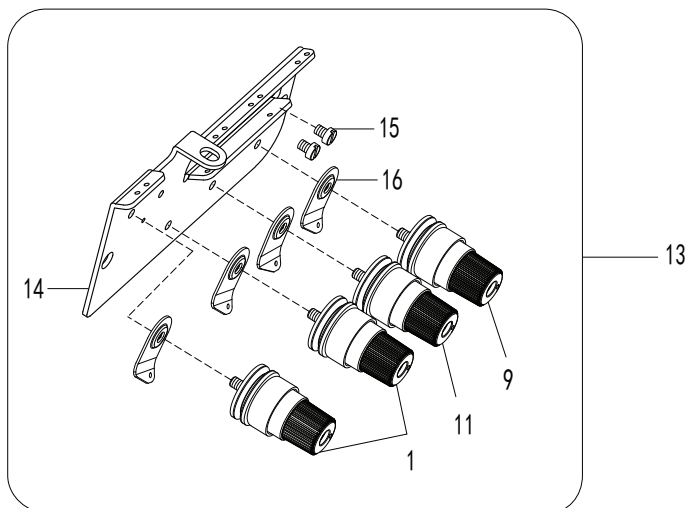
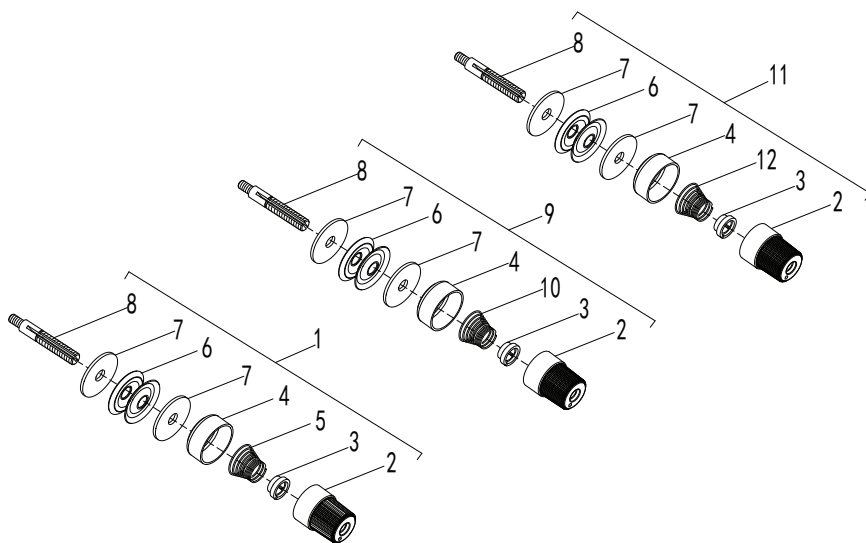
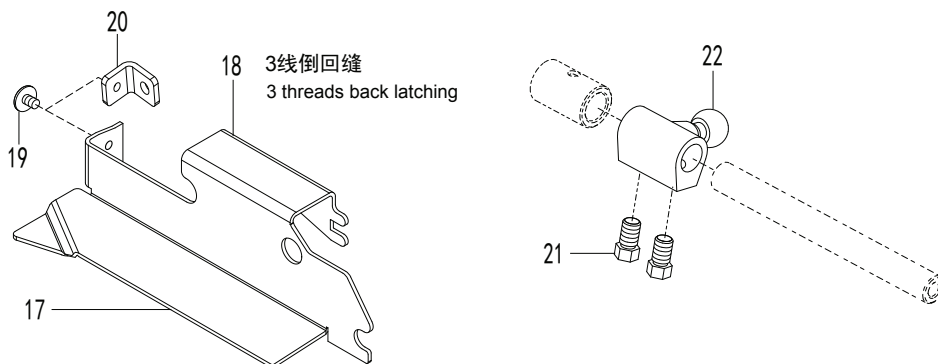
24. 专用部件 (3)

SPECIFIC PARTS (3)

序号 No.	件号 Pars No.	名称	Description	数量 Number
1	10012758	大盖组件	CLOTH PLATE ASSEMBL	1
2	10010010	横盖	SIDE COVER	1
3	10012719	前盖中	FRONT COVER	1
4	10012761	针板键	NEEDLE PLATE KEY	1
5	10012762	针板前安装板	BRACKET	1
6	10010888	螺钉	SCREW	2
*: 参看专用件表/see the guage list				

25. 专用部件 (4) / SPECIFIC PARTS (4)

4线倒回缝 (4 threads back latching)



25. 专用部件(4)

SPECIFIC PARTS(4)

序号 No.	件号 Pars No.	名称	Description	数量 Number
1	10006902	直针夹线器组件 ☆	THREAD TENSION ASSEMBLY	2
2	10006875	夹线螺母	NUT	1
3	10003111	防松垫	RATCHET	1
4	10006877	夹线碗	CUP	1
5	10009534	弹簧	SPRING	1
6	10003116	夹线盘	TENSION DISC	2
7	10009010	布垫	FELT	1
8	10003112	螺钉	SCREW STUD	1
9	10006879	下弯针夹线器组件 ☆	THREAD TENSION ASSEMBLY	1
10	10009532	弹簧	SPRING	1
11	10006751	上弯针夹线器组件 ☆	THREAD TENSION ASSEMBLY	1
12	10009533	弹簧	SPRING	1
13	10012814	直、弯针夹线器组件 ☆	THREAD TENSION ASSEMBLY	1
14	10005979	夹线器座	THREAD GUIDE	1
15	10009290	螺钉	SCREW	2
16	10003115	过线板	THREAD GUIDE	4
17	10012661	内盖板	FABRIC GUARD	1
18	10013123	内盖板	FABRIC GUARD	1
19	10012659	螺钉	SCREW	1
20	10012660	内盖板支架	BRACKET	1
21	10009163	螺钉	BOLT	2
22	10004358	上弯针球曲柄	CRANK	1
*:参看专用件表/see the guage list				

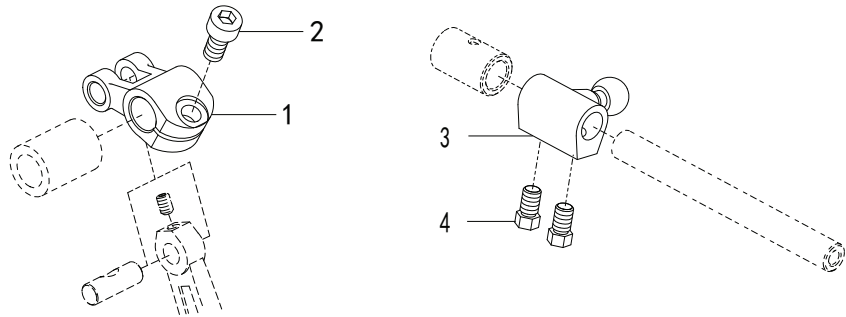
26. 专用部件 (5) / SPECIFIC PARTS (5)

6线中厚料包缝

Over seaming on medium weight fabric

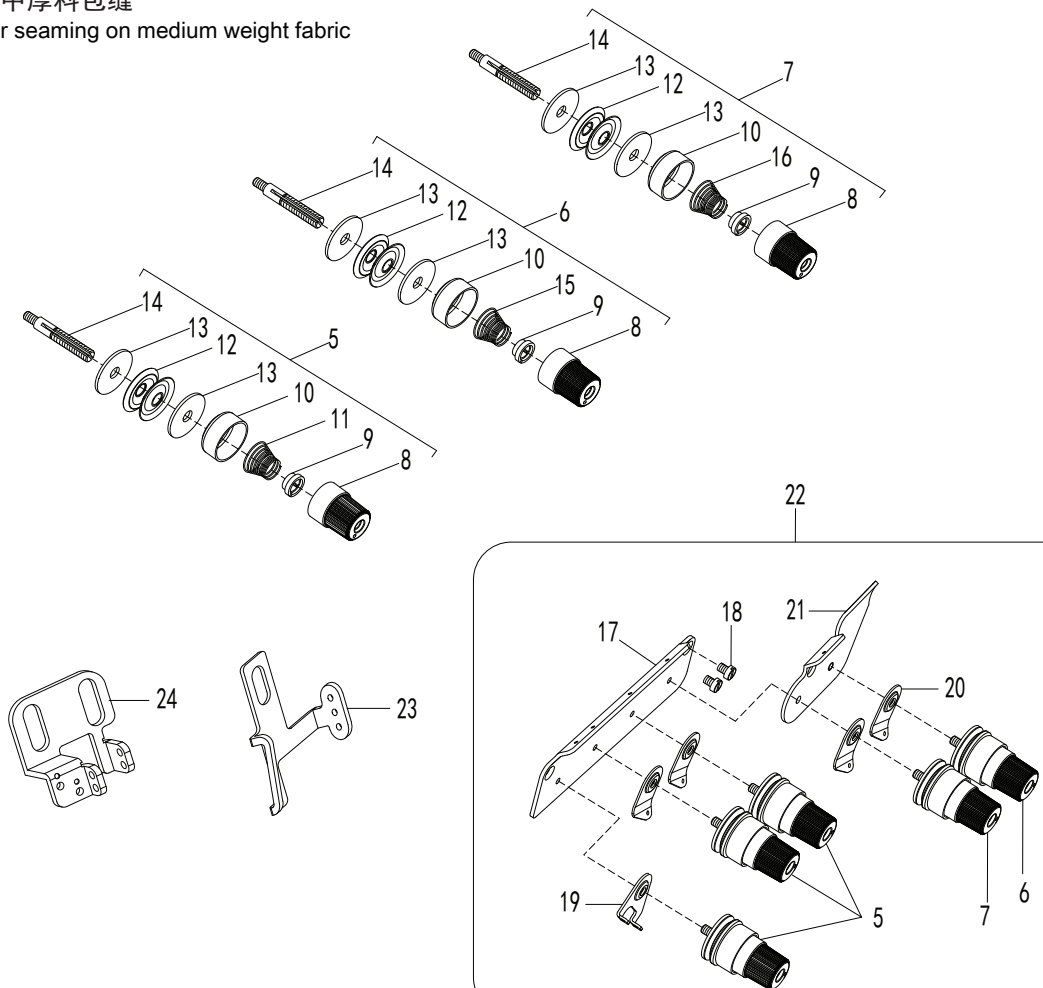
5线极厚料包缝

Over seaming on extra heavy weight fabric



6线中厚料包缝

Over seaming on medium weight fabric



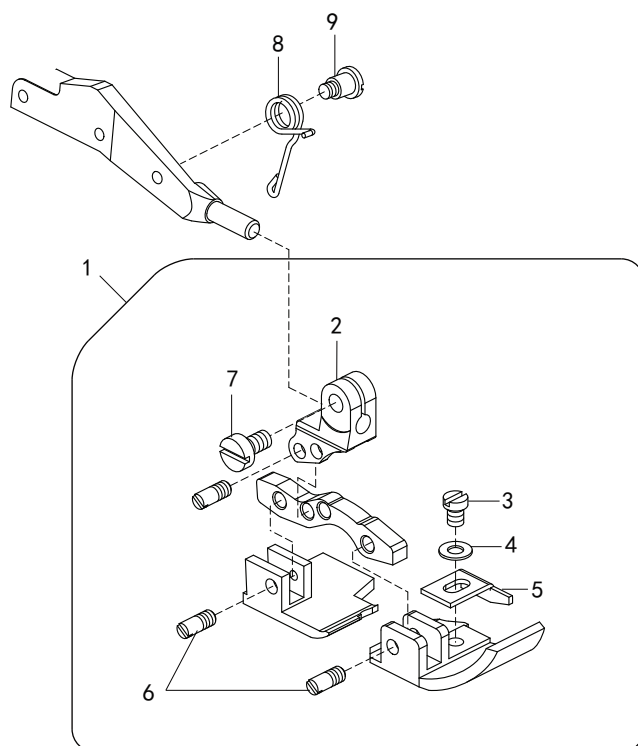
26. 专用部件 (5)

SPECIFIC PARTS (5)

序号 No.	件号 Pars No.	名称	Description	数量 Number
1	10012245	针杆传动轴曲柄	CRANK	1
2	10009164	螺钉	BOLT	1
3	10004358	上弯针球曲柄	CRANK	1
4	10009163	螺钉	BOLT	2
5	10039507	直针夹线器组件 ☆	THREAD TENSION ASSEMBLY	3
6	10039509	下弯针夹线器组件 ☆	THREAD TENSION ASSEMBLY	1
7	10039508	上弯针夹线器组件 ☆	THREAD TENSION ASSEMBLY	1
8	10009531	夹线螺母	NUT	1
9	10003111	防松垫	RATCHET	1
10	10003113	夹线碗	CUP	1
11	10009534	弹簧	SPRING	1
12	10003116	夹线盘	TENSION DISC	2
13	10003117	布垫	FELT	1
14	10003112	螺钉	SCREW STUD	1
15	10009532	弹簧	SPRING	1
16	10009533	弹簧	SPRING	1
17	10003109	夹线器座	THREAD GUIDE	1
18	10009290	螺钉	SCREW	2
19	10005933	三孔过线板	THREAD GUIDE	1
20	10003115	过线板	THREAD GUIDE	4
21	10005934	下弯针夹线器座	THREAD GUIDE	1
22	10012477	直、弯针夹线器组件 ☆	THREAD TENSION ASSEMBLY	1
23	10012479	直针右过线架	THREAD GUIDE	1
24	10012478	直针左过线架	THREAD GUIDE	1
*: 参看专用件表/see the guage list				

27. 专用部件 (6) / SPECIFIC PARTS (6)

5线极厚料包缝
(Over seaming on extra heavy weight fabric)

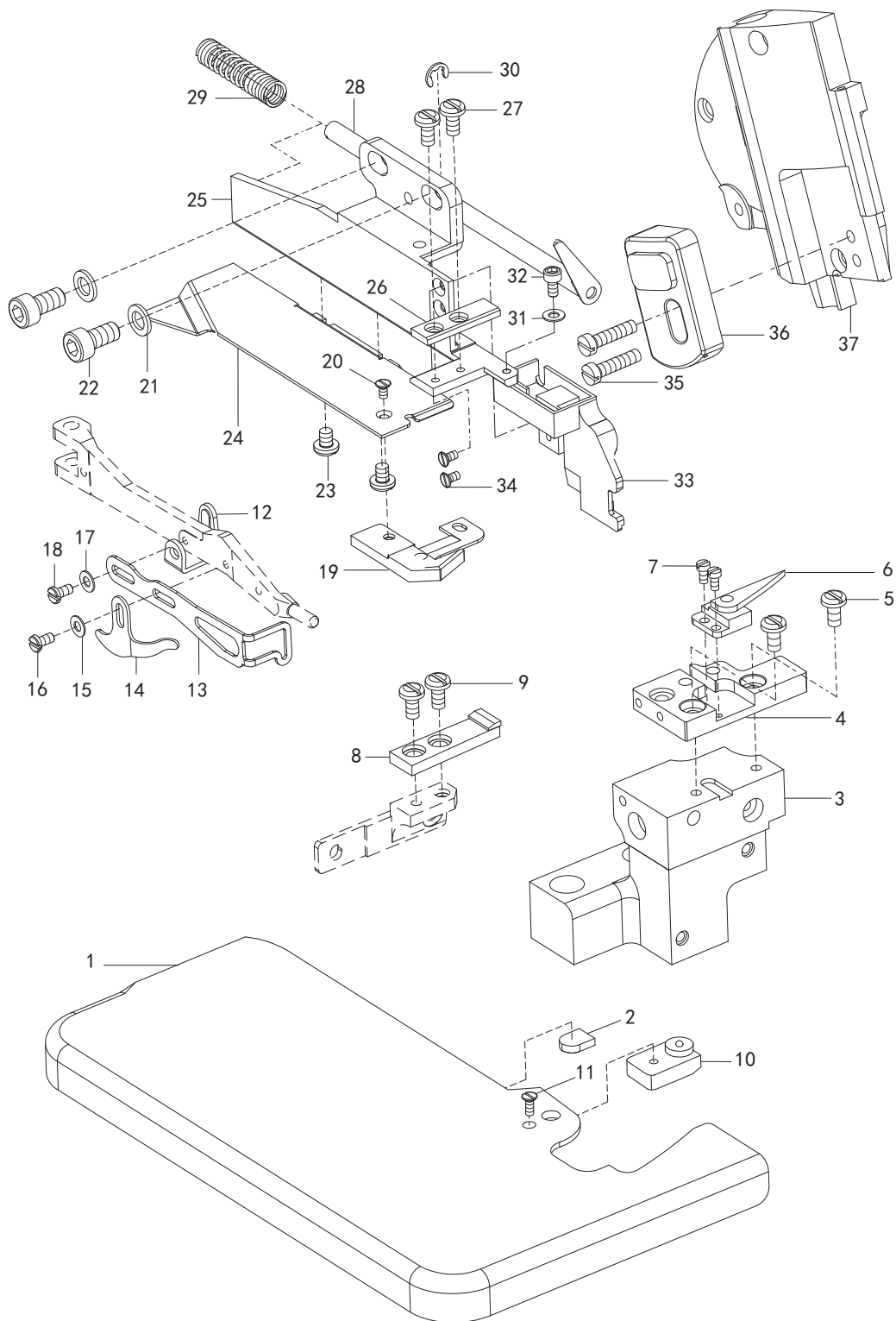


27. 专用部件 (6)

SPECIFIC PARTS (6)

序号 No.	件号 Pars No.	名称	Description	数量 Number
1	*	压脚组件	PRESSER FOOT ASSEMB	1
2	10003268	销	PIN	1
3	10005223	螺钉	SCREW	1
4	10005222	垫圈	WASHER	1
5	10012261	挡板	FABRIC GUARD	1
6	10003268	销	PIN	2
7	10009580	螺钉	SCREW	1
8	10012260	弹簧	SPRING	1
9	10009501	螺钉	SCREW	1
		*: 参看专用件表/see the guage list		

28. 三、四线三自动机构 / THREE OR FOUR THREADS AUTOMATIC FRAME

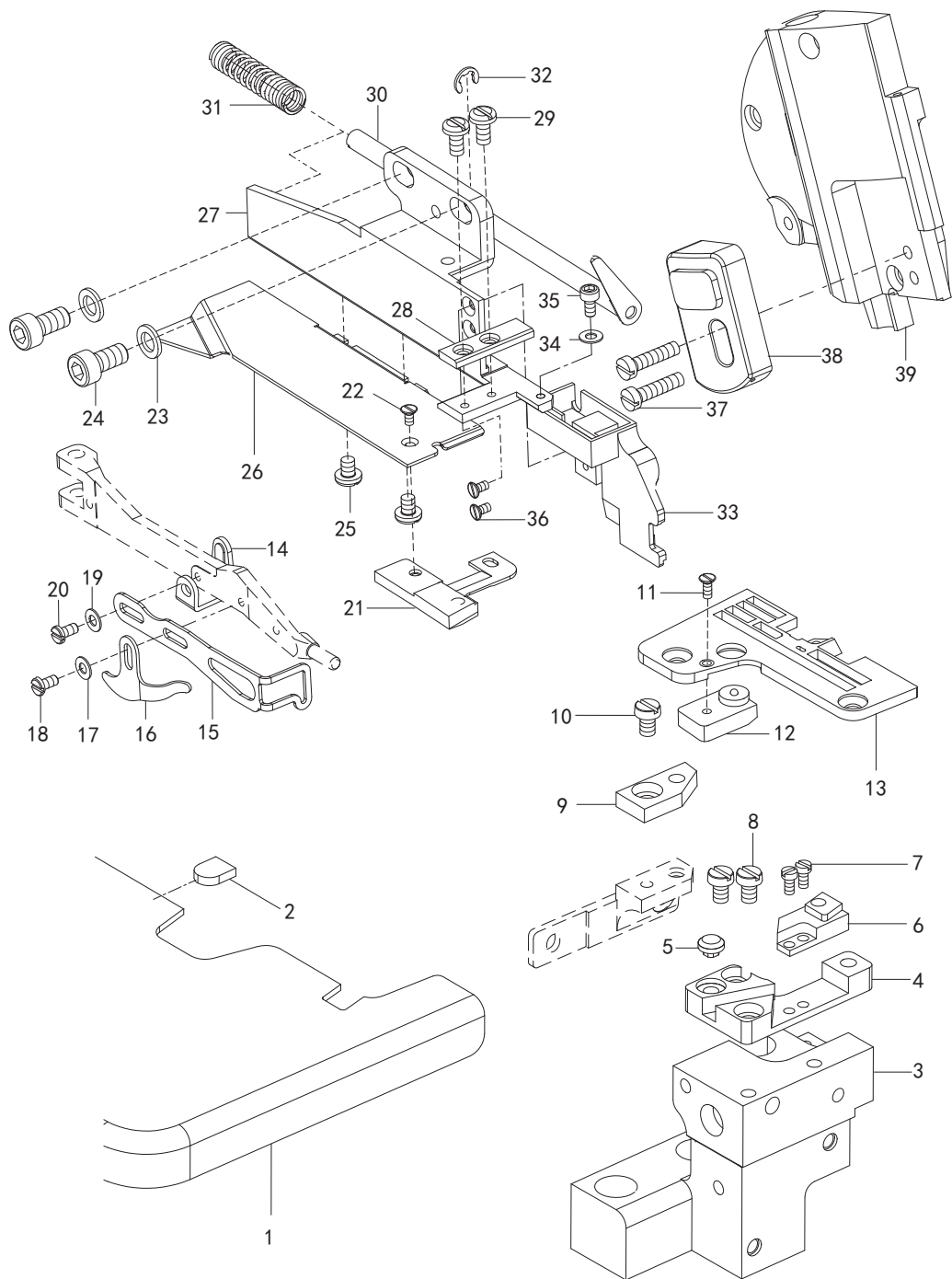


28. 三、四线三自动机构

THREE OR FOUR THREAD AUTOMATIC FRAME

序号 No.	件号 Pars No.	名称	Description	数量 Number
1	10042986	大盖组件	CLOTH PLATE ASSEMBLY	1
2	10037469	缝台安全开关磁铁	SAFETY SWITCH MAGNET	1
3	10042972	下刀架座	BRACKET	1
4	10042973	针板座	NEEDLE PLATE	1
5	10009104	螺钉M4×9.5	SCREW	2
6	10047370	抬压脚接收器组件	THE RECEIVER COMPONENT	1
7	10011670	螺钉M2.5×4.5	SCREW	2
8	10033749	针板托	NEEDLE PLATE SUPPORT	1
9	10009104	螺钉M4×9.5	SCREW	2
10	10047371	前切接收器组件	THE RECEIVER COMPONENT	1
11	10009379	螺钉M2.5×5.8	SCREW	1
12	10039027	压脚安全开关组件	SAFETY SWITCH COMPONENT	1
13	10009320	防护架	PROTECTIVE FRAME	1
14	10041635	切刀防护板	PROTECTIVE FRAME	1
15	10009192	垫圈 $\phi 5.3 \times \phi 11 \times 1.4$	WASHER	1
16	10009597	螺钉M3×5	SCREW	1
17	10009192	垫圈 $\phi 5.3 \times \phi 11 \times 1.4$	WASHER	1
18	10009600	螺钉M3×6	SCREW	1
19	10047373	后切接收器组件	THE RECEIVER COMPONENT	1
20	10009379	螺钉M2.5×4.8	SCREW	1
21	10012830	垫圈 $\phi 6.2 \times \phi 10.3 \times 1.2$	WASHER	2
22	10003169	螺钉M6×12	SCREW	2
23	10038921	螺钉	SCREW	2
24	10047832	吸风管组件	SUCTION DUCT COMPONENT	1
25	10037460	拖布轮剪刀固定架	FIXED FRAME	1
26	10037797	定刀	FIXED KNIFE	1
27	10038921	螺钉	SCREW	2
28	10037468	动刀组件	MOVED KNIFE COMPONENT	1
29	10025648	弹簧	SPRING	1
30	10025649	开口挡圈	OPEN RING	1
31	10009599	垫圈 $\phi 3.4 \times \phi 7 \times 0.5$	WASHER	1
32	10002975	螺钉M3×6	SCREW	1
33	10047367	后切发射器组件	EMITTER COMPONENT	1
34	10009379	螺钉M2.5×4.8	SCREW	1
35	10003001	螺钉M3×10	SCREW	2
36	10047368	上光电传感器组件	PHOTOELECTRIC SENSOR	1
37	10042968	侧盖	SIDE COVER	1
*:参看专用件表/see the gauge list				

29. 五、六线三自动机构 / FIVE OR SIX THREADS AUTOMATIC FRAME

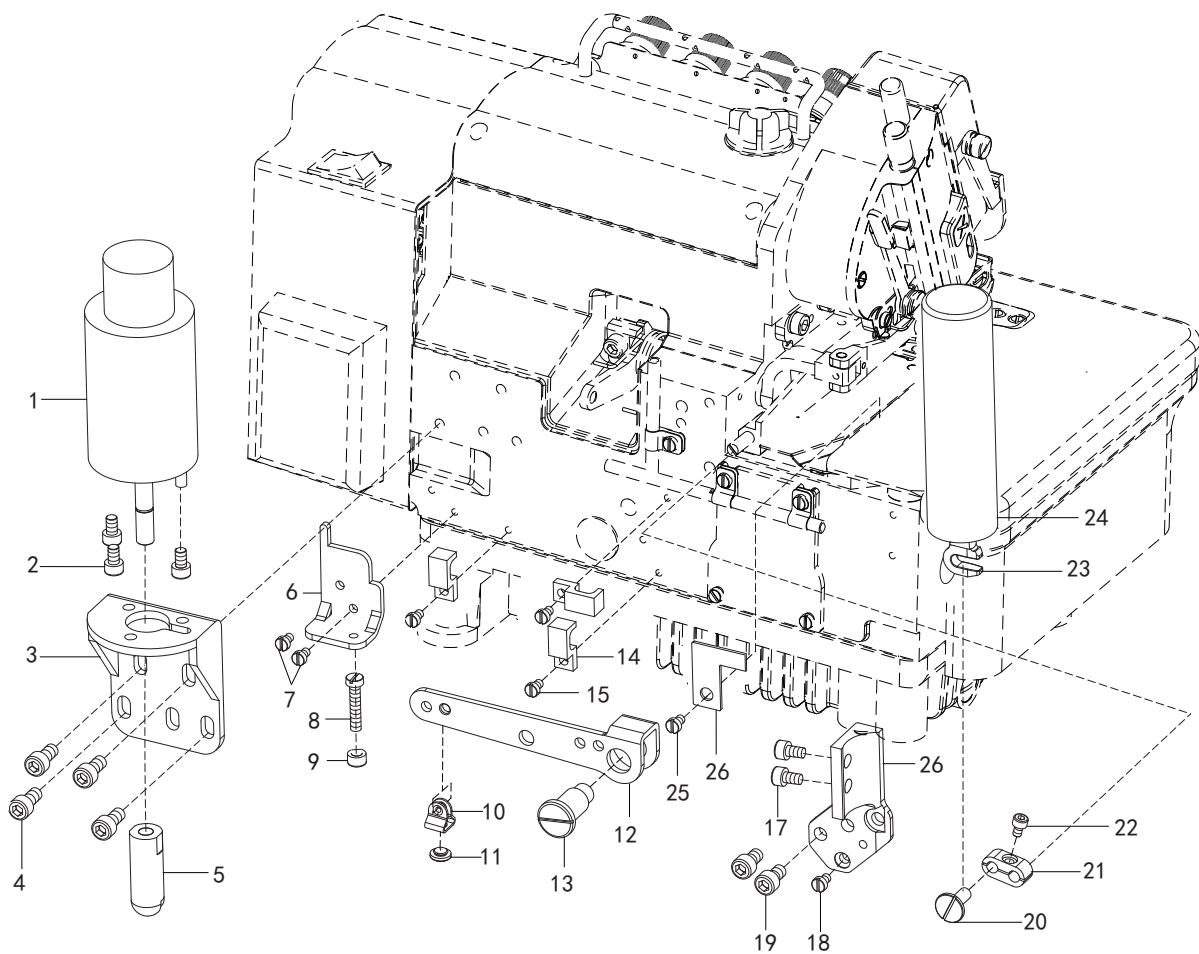


29. 五、六线三自动机构

FIVE OR SIX THREADS AUTOMATIC FRAME

序号 No.	件号 Pars No.	称 名	Description	数量 Number
1	10042986	大盖组件	CLOTH PLATE ASSEMBLY	1
2	10037469	缝台安全开关磁铁	SAFETY SWITCH MAGNET	1
3	10009505	下刀座	BRACKET	1
4	10042977	针板前安装板(三自动机型)	BRACKET	1
5	10009582	防震橡胶垫	CUSHION RUBBER	1
6	10047372	抬压脚接收器组件	THE RECEIVER COMPONENT	1
7	10011670	螺钉M2.5×4.5	SCREW	2
8	10009104	螺钉M4×9.5	SCREW	2
9	10030433	针板后安装板(三自动机型)	BRACKET	1
10	10010595	螺钉M4×7.5	SCREW	1
11	10009379	螺钉M2.5×5.8	SCREW	1
12	10047371	前切接收器组件	THE RECEIVER COMPONENT	1
13	*	针板	NEEDLE PLATE	1
14	10039027	压脚安全开关组件	SAFETY SWITCH COMPONET	1
15	10009320	防护架	PROTECTIVE FRAME	1
16	10041635	切刀防护板	PROTECTIVE FRAME	1
17	10009192	垫圈 $\phi 5.3 \times \phi 11 \times 1.4$	WASHER	1
18	10009597	螺钉M3×5	SCREW	1
19	10009192	垫圈 $\phi 5.3 \times \phi 11 \times 1.4$	WASHER	1
20	10009600	螺钉M3×6	SCREW	1
21	10047373	后切接收器组件	THE RECEIVER COMPONENT	1
22	10009379	螺钉M2.5×4.8	SCREW	1
23	10012830	垫圈 $\phi 6.2 \times \phi 10.3 \times 1.2$	WASHER	2
24	10003169	螺钉M6×12	SCREW	2
25	10038921	螺钉	SCREW	2
26	10047832	吸风管组件	SUCTION DUCT COMPONENT	1
27	10037460	拖布轮剪刀固定架	FIXED FRAME	1
28	10037797	定刀	FIXED KNIFE	1
29	10038921	螺钉	SCREW	2
30	10037468	动刀组件	MOVED KNIFE COMPONET	1
31	10025648	弹簧	SPRING	1
32	10025649	开口挡圈	OPEND RING	1
33	10047367	后切发射器组件	EMITTER COMPONENT	1
34	10009599	垫圈 $\phi 3.4 \times \phi 7 \times 0.5$	WASHER	1
35	10002975	螺钉M3×6	SCREW	1
36	10009379	螺钉M2.5×4.8	SCREW	2
37	10003001	螺钉M3×10	SCREW	2
38	10047368	上光电传感器组件	PHOTOELECTRIC SENSOR	1
39	20015567	侧盖	SIDE COVER	1
		*:参看专用件表/see the guage list		

30. 电磁铁驱动机构 /ELECTRIC DRIVE FRAME



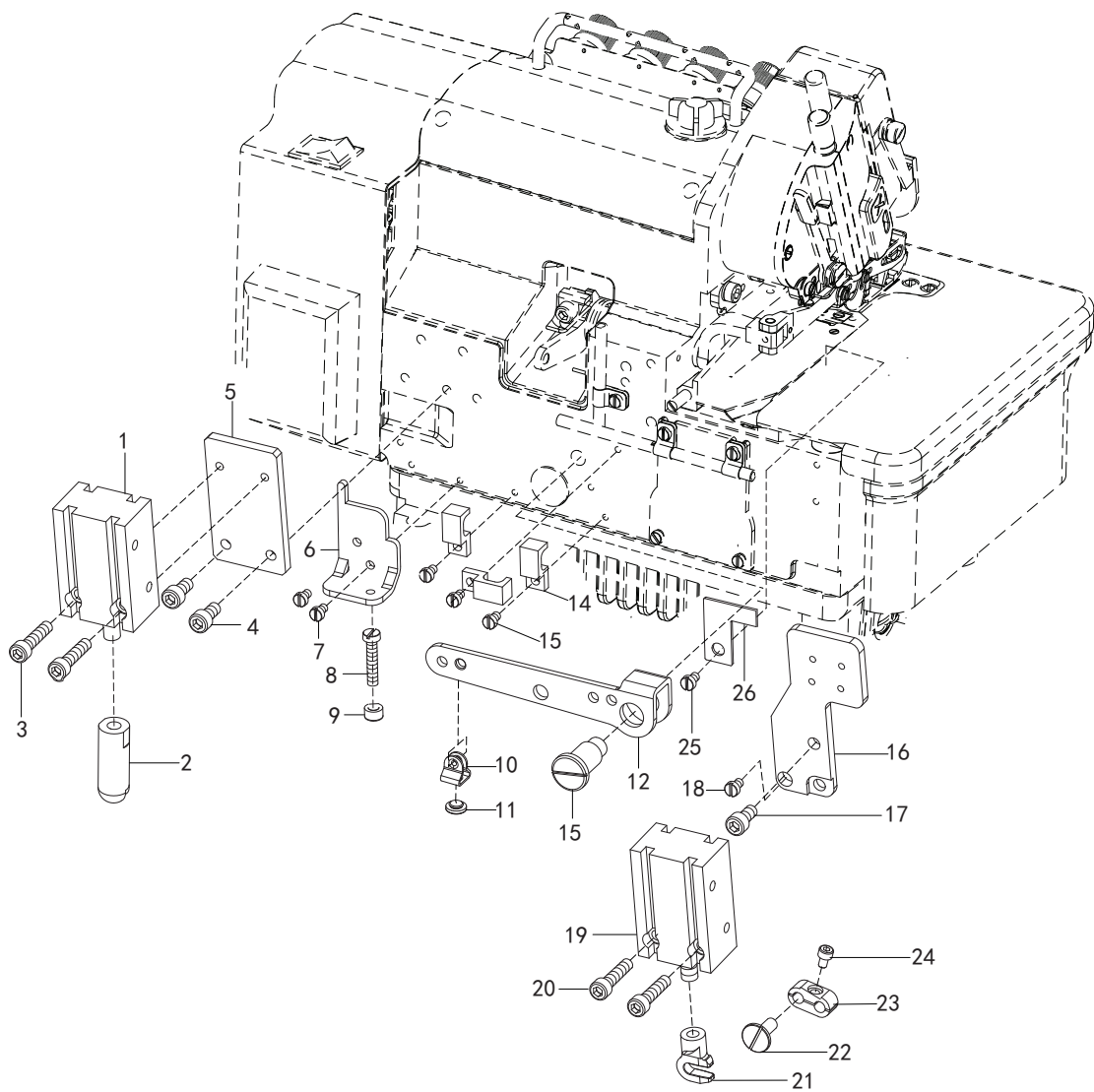
30. 电磁铁驱动机构

ELECTRIC DRIVE FRAME

序号 No.	件号 Pars No.	名称	Description	数量 Number
1	10049859	抬压脚电磁铁	ELECTROMAGNET	1
2	10003165	螺钉M5×10	SCREW	3
3	10041531	抬压脚电磁铁固定板	ELECTROMAGNET FIXED	1
4	10001839	螺钉M6×10	SCREW	4
5	10037034	抬压脚顶杆	PRESSER FOOT PLUNGE	1
6	10042964	制动板	BRAKE PLATE	1
7	10009104	螺钉M4×9.5	SCREW	2
8	10009623	螺钉M5×24	SCREW	1
9	10009467	螺母M5	NUT	1
10	10041870	卡扣	CARD BUCKLE	1
11	10041871	缓冲块	BUFFER BLOCK	1
12	10041532	抬压脚杠杆	LEVER	1
13	10009621	螺钉	SCREW	1
14	10042967	小线卡	SMALL LINE CARD	3
15	10010595	螺钉M4×7.5	SCREW	3
16	10042969	剪线电磁铁安装座	SADDLE	1
17	10003169	螺钉M6×12	SCREW	2
18	10009195	螺钉M4×7.8	SCREW	2
19	10003169	螺钉M6×12	SCREW	1
20	10037477	切刀连杆销	CONNECTING ROD PIN	1
21	10037475	切刀连杆	CONNECTING ROD	1
22	10012752	螺钉M4×10	SCREW	1
23	10037484	剪线气缸接头	CONTACT	1
24	10049858	剪线电磁铁组件	POINT MAGNETIC COMP	1
25	10014441	螺钉M4×6	SCREW	1
26	10042970	压线板	LINE PRESSING BOARD	1








*: 参看专用件表/see the guage list

31. 气动驱动机构 / PNEUMATIC DRIVE FRAME








调整标准表 Adjustment dimensions

(mm)

								
ZJ893A-5-38	10.6	3.9	3.3	0.9~1.1	5.5	1.5		
ZJ893A-5-70	10.6	3.9	3.3	0.9~1.1	5.5	1.5		
ZJ893A-5-86	12.0	3.6	3.3	0.9~1.1	5.5	1.5		
ZJ893A-6-355	10.6	3.9	3.3	0.9~1.1	5.5	1.5		
ZJ893A-4-02×250	8.7			0.9~1.1	5.5	1.7	1.7	

调整标准表 Adjustment dimensions

(mm)

						
ZJ893A-3-16S2	10.1	4.2	3.3	0.9~1.1	6.0	
ZJ893A-3-17	10.1	4.2	3.3	0.9~1.1	5.5	
ZJ893A-3-180	10.1	4.2	3.3	0.9~1.1	5.5	
ZJ893A-4-13H	10.6	4.2	3.3	0.9~1.1	6.0	
ZJ893A-4-181	10.4	4.2	4.0	0.9~1.1	5.5	

标准使用的缝纫针 Standard needle

	针号 Organ DCx27		
ZJ893A-5-38	14		
ZJ893A-5-70	14		
ZJ893A-5-86	21		
ZJ893A-6-355	14		
ZJ893A-4-02×250	14		

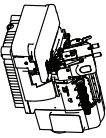













标准使用的缝纫针 Standard needle

	针号 Organ DCx27		
ZJ893A-3-16S2	11		
ZJ893A-3-17	11		
ZJ893A-3-180	11		
ZJ893A-4-13H	11		
ZJ893A-4-181	11		

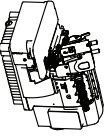







针号对照表 Comparison table of equivalent sizes

机针: Needle: DCX27	#	9	11	14	16	18	21		
	Nm	65	75	90	100	110	130		

专用件目录表 GAUGE PARTS LIST

													
机 型	针 板	主送料牙组件	主送料牙	辅助送料牙	差动送料牙	压脚	压脚趾线舌	上弯针	下弯针	上刀	下刀	包缝护针板 前 后	
MODEL	NEEDLE PLATE	MAIN FEED DOG ASSY.	MAIN FEED DOG	AUX FEED DOG	DIFF FEED DOG	PRESSER FOOT	PRESSER FOOT FINGER	UPPER LOOPER	LOWER LOOPER	UPPER KNIFE	LOWER KNIFE	OVERLOCK NEEDLE GUARD FRONT	OVERLOCK NEEDLE GUARD REAR
ZJ893A-3-17	10009578	10033777	100033209	100033208	10033778	10011305	10004564	10009609	10009516	10009611	10010866	10009313	10009517
ZJ893A-3-16S2	10013122	10013121	10006250	10006251	10013120	10009612	10004337	10009609	10009516	10009611	10010866	10009313	10009517
ZJ893A-3-180	10013132	10013130	10006268	10003208	10013133	10013129	10006253	10011061	10009516	10009611	10010866	10009313	10009517
ZJ893A-4-02x250	10027670	10012960	10006308	10006309	10013196	10013054				10013197	10013198	10013034	10013058
ZJ893A-4-13H	10013136	10033777	100033209	10003208	10033778	10033779	10049800	10011061	10009516	10009611	10010866	10009313	10009517
ZJ893A-4-181	10012760	10012809	10005899	10005903	10012810	10012811	10005977	10012759	10009516	10009611	10010866	10009313	10009517
ZJ893A-5-38	10010549	10033781	10004166	10004167	10033782	10033780		10009403	10009516	10009611	10009765	10009674	10009517
ZJ893A-5-70	10003338	10012455	10005715	10005694	10012465	10009652		10009403	10009516	10009611	10009765	10009674	10009517
ZJ893A-5-86	10012263	10012264	10005133	10005134	10012287	10012259		10012288	10009516	10009611	10009765	10009674	10009517
ZJ893A-6-355	10005617	10033781	10004166	10004167	10033782	10012898		10011061	10009516	10009611	10009765	10009674	10009517

专用件目录表 GAUGE PARTS LIST

													
机 型	链弯针	包缝护针板 前 后		针夹	机针	直驱手轮	线架						
MODEL	CHAINSTITCH LOOPER	OVERLOCK NEEDLE GUARD FRONT REAR		NEEDLE HOLDER	NEEDLE	HAND WHEEL	THREAD STAND ASSEMBLY						
ZJ893A-3-17				10009296	10021310	20018606	10008015						
ZJ893A-3-16S2				10009296	10021310	20018606	10008015						
ZJ893A-3-180				10009296	10021310	20018606	10008015						
ZJ893A-4-02x250	10009602	10009677	10013060	10010040	10021310	20018606	10007906						
ZJ893A-4-13H				10010104	10021310	20018606	10007906						
ZJ893A-4-181				10010503	10021310	20018606	10007906						
ZJ893A-5-38	10009602	10010551	10010550	10009254	10021311	20018606	10004956						
ZJ893A-5-70	10009602	10009677	10009675	10010110	10021311	20018606	10004956						
ZJ893A-5-86	10009602	10009677	10009675	10010110	10036376	20018606	10004956						
ZJ893A-6-355	10009602	10009677	10009675	10010039	10021311	20018606	10005969						